



**The Rose Society of South Australia Inc.**

# **Bulletin**

**Volume 61   Number 3   July, August, September 2022**

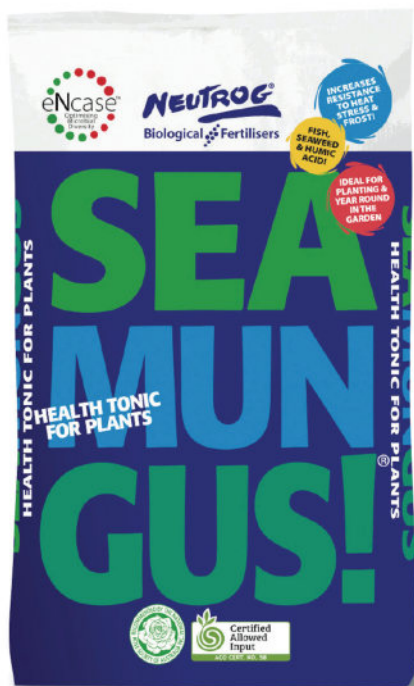
**"To Provide Excellence & Innovation in the Promotion of the Rose"**



**2003 WFRS Rose Hall of Fame**  
**Bonica**  
**Shrub, Meilland, 1986**

*Image: M. Trimper*

# SEA more from your garden all year round.



Seamungus is a fantastic product that is suitable throughout your garden.

A garden that receives a regular feed of fertiliser through every season ensures that your plants have access to the nutrients they need, as soon as they need them.




The potent combination of ingredients in Seamungus, including three different types of kelp, along with poultry manure and humates will improve your soil and the resilience of your plants to stress.

Seamungus is available as both pellets and liquid.



Year round  
fertilising for  
year round  
health



**NEUTROG®**  
Biological Fertilisers

Freecall 1800 65 66 44 [www.neutrog.com.au](http://www.neutrog.com.au)

# THE ROSE SOCIETY OF SOUTH AUSTRALIA INC.

## OFFICE BEARERS

**Patron:** Mr Rod Bunten, Government House

**Vice Patron:** Ms Sandy Verschoor, Lord Mayor of Adelaide

**President:** Mrs Diane vom Berg  
124 Avenue Road,  
Clarence Gardens, SA 5039  
08 8297 2645      0416 073 957  
[president.rssa@gmail.com](mailto:president.rssa@gmail.com)

**Secretary:** Mr John Humphries  
7 Bluebell Court,  
Flagstaff Hill, SA 5159  
0478 107 260      08 8270 7949  
[rssasecretary@gmail.com](mailto:rssasecretary@gmail.com)

**Treasurer:** Mr Graeme vom Berg  
124 Avenue Road,  
Clarence Gardens, SA 5039  
08 8297 2645      0404 893 014  
[rsshareholder@gmail.com](mailto:rssatreasurer@gmail.com)

**Bulletin Editor:** Mrs Mary Frick  
82 Para Road,  
Tanunda, SA 5352  
08 8563 0521  
[BulletinRSSA@gmail.com](mailto:BulletinRSSA@gmail.com)

## Branches

### Roses on Eyre

**President:** Mrs Sandy McCallum  
PO Box 53,  
Tumby Bay, SA 5605  
08 8688 4206      0407 884 234  
[mccallumsj@dodo.com.au](mailto:mccallumsj@dodo.com.au)

**Secretary:** Mrs Karen Miels  
PO Box 3524,  
Port Lincoln, SA 5607  
0418 984 289  
[karmakazza@gmail.com](mailto:karmakazza@gmail.com)

### South East Branch

**President:** Mrs Marjorie Todd  
'Matapara' 130 Todds Road,  
Poolaijelo, Vic 3312  
03 5586 7517      0428 440 413  
[matapara@activ8.net.au](mailto:matapara@activ8.net.au)

**Secretary:** Mrs Lone Saint  
PO Box 526,  
Naracoorte, SA 5271  
0409 856 156  
[saint@activ8.net.au](mailto:saint@activ8.net.au)

### Chaffey Rose Club

**President:** Ms Elly Johnson  
PO Box 66  
Paringa SA 5340  
08 8595 5206  
[ellyjohnson1951@gmail.com](mailto:ellyjohnson1951@gmail.com)

**Secretary:** Mrs Dale Kerin  
12 Kokoda Avenue,  
Renmark, SA 5341  
08 8586 4053      0420 383 948  
[dale48k@gmail.com](mailto:dale48k@gmail.com)

### Roses in the Heartland

**President:** Mrs Mary Frick  
82 Para Road,  
Tanunda, SA 5352  
08 8563 0521  
[maryf8@bigpond.com](mailto:maryf8@bigpond.com)

**Secretary:** Mrs Sharyn Perrin  
171/33 Golden Grove Road,  
Ridgehaven, SA 5097  
0409 096 369  
[julsha480@bigpond.com](mailto:julsha480@bigpond.com)

**PLEASE NOTE: COVID-19 RESTRICTIONS MAY APPLY**

## **2022 Calendar of Coming Events**

**See Members Meetings Details page 16**

### **July**

- Sunday 3rd** **RSSA AGM**, Fullarton Community Centre. Details **Page 16**
- Sunday 10th** **RITH** Pruning Demonstration & **AGM**. 3 Para Rd Evanston at **1:00pm**
- Sunday 17th** Council Meeting, 124 Avenue Rd, Clarence Gardens. **2:00pm**
- Sunday 17th** **Chaffey Rose Pruning Demonstration**, Renmark Hospital Nursing Home gardens **9am** RSVP to Secretary Dale Kerin by 8th July

### **August**

- Wednesday 17th** Members Twilight Meeting, ABC Goodman Building **6:30pm**
- Competition:** A, B, C Grade: **1 Stem OR Cut – Any Type**
- Floral:** Free Choice
- Tuesday 19th** Council Meeting via Zoom **7:00pm**
- Sunday 28th** **SE Branch** meeting, at the home of George Thomson, 56 Biggins Road, Hynam **1:00pm**

### **September**

- Tuesday 13th** Members Twilight Meeting, ABC Goodman Building **6:30pm**
- Competition:** A, B, C Grade: **1 Stem OR Cut – Any Type**
- Floral:** Free Choice
- Tuesday 27th** Council Meeting via Zoom **7:00pm**

### **October**

- Wednesday 5th** Members Twilight Meeting, ABC Goodman Building **6:30pm**
- Competition:** A, B, C Grade: **1 Stem OR Cut – Any Type**
- Floral:** Free Choice
- Thursday 27th to  
Thurs 3rd Nov** World Federation of Rose Societies 19th World Rose Convention 'CELEBRATION 22', Adelaide Convention Centre. **See pages 20-24 for Convention Information & Guest Speakers details.**

### **November**

- Wednesday 16th** Members Twilight Meeting, ABC Goodman Building **6:30pm**
- Competition:** A, B, C Grade: **1 Stem OR Cut – Any Type**
- Floral:** Free Choice
- Tuesday 22nd** Council Meeting via Zoom **7:00pm**
- Wednesday 30th** **RITH** Garden Visit & Christmas Lunch

### **December**

- Sunday 4th** **RSSA** Christmas Lunch, Auchendarroch House, **12:30pm**.



## Neutrog Ordering & Delivery Information

Neutrog want to thank members for embracing their online store over the past 12 months. In

coming months, members can expect to receive emails with details of limited edition products, new products for trial and special offers. Please ensure your email details are up-to-date with both the Rose Society and Neutrog.

Any questions regarding ordering should be referred to Neutrog or Paul (RSSA) on **0409 096 758**.

### SPRING

Store Opens: 6/6/2022

Store Closes: 8/8/2022

SA METRO: 19-20/8/2022

SA REGIONAL: 26/8/2022

### SUMMER

Store Opens: 5/9/2022

Store Closes: 7/11/2022

SA METRO: 18-19/11/2022

SA REGIONAL: 25/11/2022

## BULLETIN CLOSING DATES

EDITION	RESERVE SPACE BY	PROVIDE MATERIAL BY
Oct, Nov, Dec 2022	8 <sup>th</sup> August 2022	25 <sup>th</sup> August 2022
Jan, Feb, Mar 2023	8 <sup>th</sup> November 2022	25 <sup>th</sup> November 2022
Apr/May/Jun 2023	8 <sup>th</sup> February 2023	25 <sup>th</sup> February 2023
July/Aug/Sep 2023	8 <sup>th</sup> May 2023	25 <sup>th</sup> May 2023

### Advertising Information:

Please forward diagrams, pdf and word files etc including high resolution jpeg images and fonts used in document.

**Cost:** Quarter Page (A7) \$30; Half Page (A6) \$60; Full Page (A5) \$120

**Billing:** The RSSA Treasurer will forward invoices for payment to Advertisers

### Submitting Articles & Images:

**Articles** to be supplied as an email attachment in **word file format** (doc or docx)

Full page **Adverts** to be submitted as a **jpeg** file. **Photographs** to be supplied in their **original jpeg size** larger than 1 MB and up to 10 MB per image. If forwarding more than 1 image, attach to separate emails.

An article of 500 words (Font: Calibri size 11) amounts to approximately one (1)

Bulletin page. Forward articles and images to: **BulletinRSSA@gmail.com**

### Disclaimer:

The opinions expressed in this publication are not necessarily those of The Rose Society of South Australia Inc. or its Editor.



# RSSA President's Report

*by Diane vom Berg*

Our Autumn Show was held, once again, in conjunction with the People's Choice weekend in the Adelaide Botanic Garden. Members of the public were very interested in the striped roses at the Rose Show. Thank you to all members who helped to make the weekend a success.

Unfortunately, I could not attend the May members meeting. By all reports, this was a very informative meeting, chaired by John Humphries and with speakers Leonie Scriven, Scott Eames and Melanie Trimper. The plan is to hold meetings in the Botanic Gardens Goodman Building in August, September, October and November. Please check the Calendar of Coming Events for all details.

Winter brings us to the end of the main rose flowering season and to pruning and planting new roses – all in readiness for the Spring flush. Details of rose pruning demonstrations, which will be held at Carrick Hill and the International Rose Garden in June, and at Evanston in July, are on the website and in this Bulletin. These present a great opportunity for the general public to attend and be guided by our experts to learn the basic principles of pruning roses.

Thanks to Wendy Trimper for organising another Rambling Rosarian event on Monday 23rd May. Members attended a screening of *Downtown Abbey: A New Era* and afterwards enjoyed an afternoon tea of scones with jam and cream in the lounge at Wallis Mitcham Cinemas, Mitcham. Cinemas.

We are counting down to welcoming participants from around the world to the 19th World Rose Convention, *Celebration 22*, and Rose and Garden Expo. The Convention and Expo committees continue to meet regularly to finalise details for this event. If you can assist during the convention, please advise me of your availability at [presidentrssa@gmail.com](mailto:presidentrssa@gmail.com). Your help will be appreciated. For all information for registration and accommodation visit the website [www.wrc22.aomevents.com.au](http://www.wrc22.aomevents.com.au)

The Rose Society of South Australia acknowledges and thanks all of the volunteers who assist with our events. Like many other organisations, your continued support of the society by volunteering is very much appreciated.

I congratulate Roses in the Heartland on their 10th Birthday. They have a program of events planned to celebrate the occasion. A full report will be in the next Bulletin.

Save the Date for the Christmas lunch on Sunday 4th December. Details and booking information will be in the next Bulletin.

A busy few months ahead; once pruning is completed and fertilising with Neutrog products, we can look forward to the burst of new growth and colour in the garden as the roses once again begin blooming.

I look forward to seeing members at the July AGM or another upcoming rose event.

## PAYING FOR YOUR ANNUAL SOCIETY SUBSCRIPTIONS

The Council has been investigating different methods by which members can pay their annual Society subscriptions. Currently we accept cash, cheque, EFT or credit card but these are all dependent on members maintaining their own diaries or reminders in the quarterly Bulletins. On a regular basis, I have conversations with members who cannot recall if they have paid for their subscriptions or what amount they need to pay.

As a result, we propose that an additional method will be available for the March 2023 renewal. This will be a direct debit system where you agree for a set amount (the annual subscription fee) to be charged to your bank account on the 31st March each year. Naturally this will be your choice alone and if you wish to continue with the current approach that will be fine. On the other hand, this provides you with a level of security that your membership will always be current, and from the perspective of the Society Treasurer it will remove the need to remind and chase a large number of members for renewal subscriptions. There will be a form that you will need to complete and lodge with your bank; and in the future if you want to cancel your membership you will need to contact your bank and direct them to stop all future payments to the Society. Apart from that, it will be a '*set and forget*' arrangement, which we hope will be attractive to lots of members.

If you want more information, we have added a few documents to our website at <http://sarose.org.au> describing the direct debit system. We will also provide an insert into the October – December Bulletin which you can complete and lodge with your bank. We will also have a brief session at future Member meetings to discuss the proposal, its advantages and what you will need to do to participate.

Graeme vom Berg,

Treasurer

*Advertiser  
(Adelaide, SA 1889 - 1931),  
Monday 20 June 1910,  
page 5*

### ROSE-PRUNING DEMONSTRATION.

There was a capital attendance at the annual pruning of the roses at the bowling-green at the Adelaide Oval on Saturday by the members of the National Rose Society. Several of the leading rosegrowers gave exhibitions on well-known varieties, and were followed by other growers who pruned under advice from the more expert hands. It was rather remarkable to notice the amount of wood that was cut from some of the roses, but the demonstrators gave their reasons for the hard cutting of some varieties, and the more gentle treatment of others. Criticism was welcomed, and questions were freely answered, and a consequence many a valuable lesson was learned.



2022  
World  
Rose  
Convention  
Adelaide  
Australia



## National Rose Society of Australia Inc. Australian Rose Championships And NRSA AGM

The Rose Society of South Australia invites you to Adelaide to attend the 2022 Australian Rose Championships, World Federation of Rose Societies (WFRS) Challenge Classes and Spring Rose Show, 27th – 30th October and the **National Rose Society of Australia's 50th Annual General Meeting** on 30th October 22 to be held in conjunction with the 19th World Rose Convention, Celebration 22, 27th October – 3rd November 2022 at the Adelaide Convention Centre.

To view the full program please visit [www.wrc22.aomevents.com.au](http://www.wrc22.aomevents.com.au)

**Accommodation** options close to the Convention Centre are the InterContinental Adelaide, Grosvenor Hotel, Oaks Embassy and Oaks Horizons Adelaide.

The **NRSA Dinner** will be held in the Ballroom, InterContinental Adelaide on 29th October.

**WFRS Friends of the Federation Dinner** on 1st November (by invitation only)

The Society looks forward to welcoming you to Adelaide, to join rose friends from around the world for the 19th World Rose Convention and National Rose Society of Australia AGM.

Diane vom Berg  
President



### Bed & Breakfast Oakbank BnB Retreat Downers Road, Oakbank, Sth Aust

**Hosts:** Merv & Wendy Trimper  
Suit short stay in semi-rural  
setting in the Adelaide Hills

**Bookings:** 0419 803 708

Discount for Rose Society Members





## REGISTRATION FORM

Please complete and email/post to [president.rssa@gmail.com](mailto:president.rssa@gmail.com)

124 Avenue Road, Clarence Gardens 5039 by 30th September 2022

Please register me/us for the NRSA AGM Celebration.

Name(s) (1) .....

(2) .....

Address.....

.....

Telephone Number .....

Email: .....

Any special dietary requirements.....

I am an NRSA Official ☐

I am a Delegate ☐

I am able to assist in Judging ☐

I will be exhibiting ☐

Please send me a Show Schedule ☐

Event	Cost Per Person	Number Attending	NRSA Office Bearer States' Delegates	Total \$
Saturday National Dinner	\$110			\$
Sunday NRSA AGM Lunch Officials, Delegates & Observers	No Charge			0

Option 1: Please debit my MasterCard ☐ Visa ☐

Card Number: \_\_\_\_/\_\_\_\_/\_\_\_\_/\_\_\_\_

Name on Card: .....

Expiry Date: ...../.....

Signature of Card Holder:.....

Option 2: Bank Transfer

Details: Bank SA BSB 105-086 Account 330083440

Description Field: your Surname and State

Option 3: Please forward cheque payable to The Rose Society of SA with your form

# 2022 Autumn Rose Show

Held in the Noel Lothian Hall, Adelaide Botanic Gardens



**Grand Champion  
'A' Miniature/Miniflora  
Rose**

**Exhibitors:** P. & B. Burton  
**Rose:** *Cricket*



**Grand Champion Floral Art  
David Ruston Memorial**

**Exhibitor:** N. Cargo  
**Title:** 'Class with Glass'



**SA State Rose Championship  
NRSA Medallion**

**Exhibitors:** P. & B. Burton  
**Roses:** Various



**Intermediate Championship  
Oliver Travel Trophy**

**Exhibitor:** L. Johnson  
**Roses:** Various



*Diane vom Berg (centre)  
presents the 'Grand  
Champion Silver Tray' to  
Peter & Brenda Burton*



**Champion Exhibition Rose  
Allan Campbell Trophy**

**Exhibitors:** P. & B. Burton  
**Rose:** *Marilyn Monroe*



**'Open' Champion Roses  
Introduced Prior to 1900  
Judith Waters  
Memorial Trophy**

**Exhibitor:** L. Johnson  
**Rose:** *Marie Pavie*



**Champion Floribunda/  
Grandiflora Rose  
Eric & Myrtle Trimper  
Memorial Trophy**

**Exhibitors:** P. & B. Burton  
**Rose:** *Brass Band*



**'C' Champion Bunch  
of Roses**

**Ted Phillips & Bill Nelson  
Perpetual Trophy**

**Exhibitor:** J. McCormick  
**Roses:** Various



**'A' Champion Exhibition  
Rose**  
Exhibitors: P. & B. Burton  
Rose: *Marilyn Monroe*



**'B' Champion Exhibition  
Rose**  
Exhibitor: L. Johnson  
Rose: *Moonstone*



**Allan Campbell Trophy**  
Awarded to the 'Best  
Champion Exhibition Rose'  
from Grades A, B & C



**'A' Champion Decorative  
Rose**  
Exhibitors: P. & B. Burton  
Rose: *Eiffel Tower*



**'B' Champion Decorative  
Rose**  
Exhibitor: L. Johnson  
Rose: *Avon*



**Eric & Myrtle Trimper  
Memorial Trophy**  
Awarded to the 'Best  
Champion Floribunda/  
Grandiflora Rose'



**'A' Champion Full Bloom  
Rose**  
Exhibitors: P. & B. Burton  
Rose: *Baronne E. de Rothschild*



**'B' Champion Full Bloom  
Rose**  
Exhibitor: L. Johnson  
Rose: *Harry Wheatcroft*



*Bill Nelson presents Jenny  
McCormick the 'Ted Phillips &  
Bill Nelson Perpetual Trophy'  
for the 'Champion 'C' Grade  
Bunch of Roses'*






**'A' Champion Shrub/  
Polyantha Rose**

**Exhibitors:** M. & W. Trimper  
**Rose:** *Princess Anne*



**'B' Champion Shrub/  
Polyantha Rose**

**Exhibitor:** L. Johnson  
**Rose:** *Love's Gift*



**Oliver Travel Trophy**  
Awarded to the winner of  
the 'Intermediate State  
Championship'



**'A' Champion  
Floribunda/Grandiflora  
Rose**

**Exhibitors:** P. & B. Burton  
**Rose:** *Brass Band*



**'B' Champion  
Floribunda/Grandiflora  
Rose**

**Exhibitor:** L. Johnson  
**Rose:** *Orange Silk*



**Judith Waters  
Memorial Trophy**

Awarded to the best  
'Champion Rose/s'  
Introduced prior to 1900'



**'A' Champion Miniature/  
Miniflora Rose**

**Exhibitors:** P. & B. Burton  
**Rose:** *Cricket*



**'B' Champion Miniature/  
Miniflora Rose**

**Exhibitor:** L. Johnson  
**Rose:** *Green Ice*



**'A' Grade Champion  
Floral Arrangement  
Trophy**



**'B' Grade Champion  
Floral Arrangement  
Trophy**



**'A' 3 or 4 Stage Multi  
Stem Exhibit**  
Exhibitors: P. & B. Burton  
Rose: *Irresistible*



*Diane vom Berg (R) presents  
the 'David Ruston Perpetual  
Trophy' for the 'Grand  
Champion Floral Arrangement'  
to N. Cargo'*



**'A' Champion Bunch  
of Roses**  
Exhibitors: M. & W. Trimper  
Rose: *Claude Monet*



**'B' Champion Bunch  
of Roses**  
Exhibitor: L. Johnson  
Roses: Various



**'C' Champion Bunch  
of Roses**  
Exhibitor: J. McCormick  
Roses: Various



**'A' Champion 3 Stems/  
Cuts Roses**  
Exhibitors: P. & B. Burton  
Rose: *Irresistible*



**'B' Champion 3 Stems/  
Cuts Roses**  
Exhibitor: L. Johnson  
Rose: *Harry Wheatcroft*



**'C' Champion 3 Stems/  
Cuts Roses**  
Exhibitor: J. McCormick  
Rose: *Oklahoma*





**'A' Grade Champion  
Floral Arrangement**

**Exhibitor: J. Johnson  
Title: Class with Glass**



**'B' Grade Champion  
Floral Arrangement**

**Exhibitor: N. Cargo  
Title: Class with Glass**



*Diane vom Berg (L) presents  
the 'President's Trophy' for the  
'Most Successful Exhibitor of  
the Show' (aggregate points)  
to Les Johnson*



**Rose Judges L-R:  
Diane vom Berg,  
Brenda Burton, Les Johnson**



**One of the beautiful floral  
arrangements by the  
Woodville Academy of  
Floral Design**



**Rose Judges L-R:  
Peter Burton, Penelope  
Schulz, Richard Walsh,  
Kelvin Trimper**



## Welcome to New Members

Ms A. Carthew, Lobethal

Mrs L. Schlein, Loxton

Mrs J. Forrest, Minnipa

Ms S. Featherstone, Naracoorte

Mr N. Hodgson, Aberfoyle Park

Ms H. Thompson, Yorketown

Ms K. Lippett, Stepney

Mrs K. Battye, Naracoorte

Mrs J. Taylor, Murray Bridge

Mrs K. Clapin, Williamstown

Ms S. Brammy, Oaklands Park

# People's Choice Weekend 2022

*Text & images by Les Johnson*

The National Rose Trial Garden of Australia (NRTGA) People's Choice weekend, held in conjunction with the Society's Autumn Show, was a great success with some 550 people casting their votes. Members of the public were asked to select their top five roses from roses in their second year of trialling.



Winner of the People's Choice for 2022 is an eye-catching bright blend of orange, red and yellow. The grandiflora rose is vigorous, upright, tall (1.5 metres) and very healthy growing. Treloar Roses exhibited the unnamed rose, due for release in 2023.

The winning numbers for the top five roses were 4, 12, 23, 7 and 16. At the May meeting of The Rose Society of South Australia (RSSA), the competition winner, Maureen Humphries, from Flagstaff Hill, was presented with her prize by the Chairman of NRTGA, Kelvin Trimper.

A big thank you to the sponsors, Garden Grove Supplies, Neutrog, RIAUS and the RSSA for providing such a wonderful prize for the winner.



**Winner Maureen Humphries & NRTGA Chairman Kelvin Trimper**



# Members Meetings & Events

Refreshments will be available at each meeting

*Due to ongoing COVID-19 restrictions being reviewed regularly to keep the people of South Australia as safe as possible, Members Meetings and Events may need to be amended or cancelled at short notice. The Rose Society of South Australia Inc. Council apologise for any inconvenience that are beyond its control.*

## **JULY:** **Sunday 3rd:** **Afternoon Meeting** **&** **RSSA AGM**

**Venue:** Fullarton  
Community Centre, 411  
Fullarton Road, Fullarton

**Time:** 2:00pm

**Speaker:** Kelvin Trimper:  
'Climate Change &  
the Effect on Roses'

## **SEPTEMBER:** **Tuesday 13th:** **Twilight Meeting**

**Venue:** Adelaide  
Botanic Garden  
Goodman Building

**Time:** 6:30pm

**Speaker:** Michael Stedman  
Bees – PIRSA  
(Primary Industries  
and Regions SA)

## **AUGUST:** **Wednesday 17th:** **Twilight Meeting**

**Venue:** Adelaide  
Botanic Garden  
Goodman Building

**Time:** 6:30pm

**Speaker:** Paul Dipuglia  
'Neutrog'

## **OCTOBER:** **Wednesday 5th:** **Twilight Meeting**

**Venue:** Adelaide  
Botanic Garden  
Goodman Building

**Time:** 6:30pm

**Speakers:** Diane vom Berg  
& Kelvin Trimper  
'Planning the 'Celebration 22'  
Convention & Rose Show'

## ROSE PRUNING DEMONSTRATIONS – WINTER 2022

**ADELAIDE** – International Rose Garden, Adelaide Botanic Garden, Hackney Road, Adelaide on **Sunday, 26th June from 12:30 to 3:30pm**. The rose pruning demonstration is centrally located and you are invited to bring your gloves and secateurs and train under instructions from expert tutors.

**EVANSTON** (Gawler) – **Roses in the Heartland** Branch will hold a rose pruning demonstration on **Sunday, 10th July at 1:00pm at 3 Para Road, Evanston**. The Roses in the Heartland Annual General Meeting will commence at the conclusion of the rose pruning demonstration. All are welcome.

**Renmark Hospital Nursing Home** gardens – **Chaffey Rose Club** will hold a rose pruning demonstration on **Sunday, 17th July at 9am**. RSVP to Secretary Dale Kerin by **8th July**



*1959 Pruning Demonstration: L-R: 1987-1990 Society President Mrs N. S. (Paddy) Muecke, Unknown, and 1970-1974 Society President Mr Walter Duncan*



## Rockin' on, on the Hills Face

Rocks from the quarry floor loaded straight into a trailer... then laid immediately as a wall... That was one of the little snippets that guest speaker, Maureen Humphries, passed onto 40 members who attended the Members Afternoon March meeting at Maureen and John's home.

Maureen and John have lived in the Flagstaff Hill area for 43 years, and in the house at Bluebell Court for 26 years, which they purchased as a block of land as it overlooks Sturt Gorge.

The garden has evolved over this time, starting with terraces of dry stone which made the garden more accessible. The lawn disappeared in favour of layered bluestone walls, wide enough for Maureen to walk on to tend the plants. The benefits of the terraces are that the levels can cover the rock underneath that John, even after 26 years, is still digging out.

The garden shed is fondly remembered by both John and Maureen as Maureen's father, at 80 years young, built it to resemble a photo of a doll's house taken from a magazine.

The garden is full of roses, among them ***Amber Glow, Climbing China Doll, Pink Chiffon, Princess Alexandra of Kent, Ambridge Rose, Rosy Dawn*** and many more. Perennials smatter the ground, cascading over the rock walls and for a bit of fun at the start of COVID, Maureen planted a number of fruit trees including a very vigorous passionfruit.

Maureen has, over the years, seeded and grown thousands upon thousands of plants for sale at various RSSA functions including Rose Shows and fundraisers. She has a small 1.5m square glass house which she uses during winter to encourage plants to grow.

What a wonderful way of spending an afternoon. The only thing missing was the glass of wine!

*Images have been supplied by Paul Flavel and Celia Painter with the garden images by Melanie Trimper.*



**Maureen & John Humphries**







2022

# World Rose Convention

Adelaide  
Australia



## REGISTER NOW FOR THE WORLD ROSE CONVENTION

The National Rose Society of Australia invites you to celebrate and enjoy the gardens, lecture program, tours and social events during the **World Federation of Rose Societies 19th World Rose Convention**. The Convention will be held from 27 October – 3 November, 2022 at the internationally renowned Adelaide Convention Centre. The convention will proceed as both a 'face-to-face' convention as well as online. The Convention Centre will provide a high-quality streaming service for the Opening Ceremony, 3-day Lecture Series and WFRS Gala Awards Dinner for Online Registrants. Registration for 'face-to-face' delegates is now open. Earlybird rate closes 29 July.

Our members can also participate in a Pre-Convention Tour of Sydney and the Blue Mountains and a Post-Convention Tour travelling from Adelaide to Melbourne via the Great Ocean Road and a Post-Post Tour to Tasmania.

For itineraries, costs and bookings contact **Oliver Travel**, Adelaide, South Australia

<https://www.olivertravel.com.au/rose-tours>

The **Program and Registration brochure is now available**. Visit the website

[www.wrc22.aomevents.com.au](http://www.wrc22.aomevents.com.au) Enquiries to **All Occasions Group**,

email: [conference@aomevents.com](mailto:conference@aomevents.com) Phone: 08 81252200

## What's INCLUDED in the REGISTRATION Fee

The Earlybird Registration Fee of AUD\$850 represents excellent value for money. It includes the **Opening Ceremony**, a world-class **Lecture Program** together with **morning tea** and **lunch** included on 4 days, and a wonderful **Full Day Tour to the Adelaide Hills** with a special lunch at an elegant, historic landmark—**Auchendarroch House**. The Registration also includes the **Day Tours** and visits to the **Adelaide Botanic Garden**, **Cleland Wildlife Park**, **Carrick Hill**, an afternoon of city tours to **rose gardens** or you can join in a walking tour of North Terrace.

In addition, your Registration gives you entrance to the **International Rose & Garden EXPO** held in conjunction with the convention, also conveniently located at Adelaide Convention Centre. Here you will see the National Rose Show, beautiful floral displays, visit the stallholders who will have garden related products for sale and enjoy the speaker's program which runs daily.

## Optional Events with Additional Costs

- Welcome Reception – \$85.00
- National Rose Society of Australia Inc. National Dinner – \$110.00
- World Federation of Rose Societies Gala Dinner and Awards – \$150.00



# 'Celebration 22' Guest Speakers



We look forward to welcoming participants to the World Federation of Rose Societies 19th World Rose Convention. The Convention Committee has organised an informative **Lecture Program** encompassing the theme of the Convention 'Celebration 22'. Monday, Tuesday and Thursday of the Convention Program will feature lectures from local, interstate and International Rose enthusiasts. Each day will focus on a Celebration, Monday - ***Celebrating the Rose in Australia***, Tuesday - ***Celebrating the Rose with the Public and in Public Spaces***, Thursday - ***Celebrating the use of Roses now and in the Future***.

Please join us in Adelaide for the WRC22.

Diane vom Berg

President, The Rose Society of South Australia Inc.

## Gavin Woods

NRSA President, Australia

### 'CELEBRATION 22'

#### ***Celebrating the Rose in Australia***

Friday 28 Oct at 11:00 am



## Professor Chris Daniels

Australia

#### ***Australia's Unique Fauna and Flora and the Impact of Humans***

Friday 28 Oct at 11:35 am



## Trevor Nottle

Australia

#### ***The History of Gardening in Australia***

Monday 31 Oct at 8:30 am




## Sue Zwar

Australia

#### ***David Ruston and his role in putting Australia on the Rose World Map***

Monday 31 Oct at 9:20 am



## Jim Cane

Australia

***Alister Clark Roses and other Australian Rose Breeders: 100 years of Australian Rose Hybridising. Part A***

Monday 31 Oct at 10:55 am



## Tate Hancox

Australia

***Alister Clark Roses and other Australian Rose Breeders: 100 years of Australian Rose Hybridising. Part B***

Monday 31 Oct at 11:40 am



## Doug Grant

New Zealand

***New Zealand Rose Gardens, Roses and Rose Breeders***

Tuesday 1 Nov at 8:30 am



## Hayden Foulds

New Zealand

***New Zealand Rose Gardens, Roses and Rose Breeders***

Tuesday 1 Nov at 8:30 am



## Daniel Boulens

France

***Rose Gardens from Lyon and Elsewhere: Parks and Gardens and their importance for our cities***

Tuesday 1 Nov at 9:20 am



## Matthias Meilland

France

***Shrub Roses In Today's Gardens: The use of Shrub Roses old and new in Public Spaces***

Tuesday 1 Nov at 10:35 am



## Diane Sommers

USA

*The Rose Society in this Changing World*

Tuesday 1 Nov at 11:25 am



## Allan Campbell

Australia

*SIR HANS and NORA HEYSEN: The history of Roses in their garden at 'The Cedars' and in their paintings*

Tuesday 1 Nov at 12:10 pm



## Rose Kentish

Australia

*Roses in Beverages*

Thursday 3 Nov at 8:30 am



## Thomas Proll

Germany

*New Rose Styles: Unusual Rose Blooms for the Future*

Thursday 3 Nov at 9:10 am



## Jacques Mouchotte

France

*LINEA ROSA®: A database of Rose Lineage*

Thursday 3 Nov at 10:25 am



## Kelvin Trimper AM

Australia

*BREEDERS PANEL: Australian & International Rose Breeders*

Thursday 3 Nov at 11:10 am





2022

World  
Rose  
Convention

Adelaide  
Australia



## Your Help Is Needed – Can you Volunteer?

The **2022 World Rose Convention Organising Committee** is full steam ahead in planning for the WFRS 19th World Rose Convention which will be held in Adelaide from 27 October to 3 November at the Adelaide Convention Centre.

It's an honour for The National Rose Society of Australia to be chosen to host this event and we all need to ensure we surprise and delight our international and interstate visitors with our beautiful clean safe city, great food and wine and fine hospitality.

This is where we, the organising committee, need your help before and during the convention! So, what do we need help with?

**Arrivals** – we need people to be at the airport to meet and welcome our guests and to drive or direct them to their accommodation, which is likely to be a hotel in the city.

**Guides** – we need people to act as guides for our delegates throughout the convention, this could involve assisting with directions, assisting with recommended restaurants and on the bus tours.

**Rose & Garden EXPO** – we need volunteers to help stage and run the Rose & Garden EXPO from Friday 28 to Sunday 30 October. This exhibition will also incorporate the Rose Show and Australian Rose Championships.

**Interpreters** – if you or your friends can speak Japanese, Spanish or German we can use your help as some visitors' English is not very strong.

**Odd Jobs** – there will be a variety of tasks before and during the convention where “extra hands” will be greatly appreciated. Some jobs are as simple as helping to pre-pack the delegates' satchels with a program and some “goodies”.

Whether you do or don't register to attend the convention (and we hope you do) we need your help so please consider being a volunteer! You will meet some lovely people from overseas and interstate and potentially make new friends.

If you have friends or family who aren't members of the Rose Society, but are able to help we will be most grateful.

All volunteers will be given a T-shirt to identify them to our guests.

**Please contact the President, The Rose Society of SA, by email if you are able to assist with any of these roles. Dates and times where assistance is required will be provided closer to the Convention. Email [president.rssa@gmail.com](mailto:president.rssa@gmail.com)**

# Mt Barker Show

The weather was perfect for the Mt Barker Show held on 26th March 2022.

Entry numbers were down on previous years, but it was still a great display of roses for the public to view.

The Mt Barker Championship was won by Merv and Wendy Trimper. Grand Champion for Classes 1 to 30 was won by Merv and Wendy Trimper with a cut of **Princess Anne**. Classes 18-30 Grand Champion was won by David Post with three cuts of the rose **Matthias Meiland**. Judges were Diane vom Berg and Penelope Schulz. Celia Painter was the prize card writer.

Thank you to everyone who supported the show from setting up on Friday to breaking down at the end of the day on Saturday.



*Mt Barker Championship*



*Judges Diane vom Berg (L) & Penelope Schulz (R)*



*Matthias Meiland*



*Princess Anne*



*Golden Eye*



*Far Left: Celia Painter  
Left: David Post*

## Wagner's Rose Nursery

*Images supplied by Wagner's Rose Nursery, South Australia*

### **Deano** (WALsofmont) – Hybrid Tea

Bred by Australian Richard Walsh, **Deano** is suited to garden beds, a vase or an exhibition table. This Hybrid Tea's blooms are large, with the softest pink and darker decorative centres. They tend to form singly, but occasionally in small clusters. The rose was named in honour of respected Australian rosarian Dean Stringer OAM.

**Fragrance:** Mild. **Height:** 135cm x 65cm wide



### **Mona Lisa**® – Floribunda

Favoured because it is almost thornless, **Mona Lisa**® is a dark red Floribunda described as a work of art and masterpiece rose for the garden or a pot. It has flushes of perfectly formed blooms throughout the season. They can have from 10 to 82 petals and develop in clusters. This rose was bred by Michele Meilland Richardier.

**Fragrance:** none/very slight. **Height:** 120 cm



### **Kindred Spirit** – Floribunda

With its ever-changing meld of pink, orange, apricots, yellow and cream blooms, **Kindred Spirit** is an enchanting floribunda with subtle colour changes differing heart formations at its centre. Some say that it reminds them of the **Peace** Rose. This bush is compact.

**Fragrance:** Light. **Height:** 90cm x 75cm wide



### **New Papa Meilland** – Hybrid Tea

**New Papa Meilland** has classic, deep, velvet red and perfectly formed blooms. This Hybrid Tea rose was produced by the Meilland® family to honour the original **Papa Meilland**. The rose has been bred for improved health and vigour. It produces flowers throughout the growing season.

**Fragrance:** Strong. **Height:** 150 cm



### **Dearest Lynette** – Modern Shrub

A large flowered deep pink modern shrub rose Dearest Lynette has many tightly packed ruffled petals, with blooms borne on long stems. It's a prolific flowering bush that makes an excellent vase and show variety.

**Fragrance:** Light **Height:** 150cm





## Knight's Roses

Images supplied by Knight's Roses, South Australia

### ***Belle de Dom*** (MASdomo) – Shrub

With large bright florescent and quartered blooms of salmon pink petals softened with a white reverse, gives ***Belle de Dom*** a distinctive two-tone appearance. The petals of this rose are sometimes lined and spotted with white making each rose unique. Bred by Guillet in France, the abundant flowers are showcased medium green, glossy foliage with good disease resistance.

**Fragrance:** Light. **Height:** 80 cm



### ***Crown Jewels*** – Hybrid Tea

Reflecting the shape and style of a bygone era, ***Crown Jewels*** has large, full blooms and nostalgic old-world charm. Blooms are borne singly and in clusters. A sport of ***Augusta Louise***, the creamy yellow colour is at its best from early summer and into autumn. It is vigorous, free branching with healthy, glossy foliage.

**Fragrance:** Strong. **Height:** 150cm



### ***Heidi Klum Rose*** (Tan00681) – Patio/Floribunda

This compact patio rose with Hybrid Tea type, was bred by Tantau in Germany. It is a compact bush, featuring clusters of attractive violet-mauve blooms, approximately 6 cm in diameter with semi glossy foliage. This rose was selected and launched by supermodel Heidi Klum.

**Fragrance:** Strong. **Height:** 50cm



### ***A Best Impression*** – Hybrid Tea

A Hybrid tea, ***A Best Impression*** has large, classic, spiralled blooms of streaked and striped cherry red and white colours. As the blooms age, some of the stripes evolve into pale cream and the vibrant stripes turn a deeper pink. The flowers are produced in clusters and repeats all season. It is healthy with good disease resistance.

**Fragrance:** Mild. **Height:** 80cm



### ***Fairy God Mother***

A whimsical and charming rose with pink lilac blooms that repeat flowers throughout summer, has healthy green foliage. Fairy Godmother does well in the garden or in a pot.

**Fragrance:** Mild. **Height:** 100cm



# Treloar Roses

Images by Gary Matuschka, Treloar Roses, Victoria

## **Cayenne** (KORoutofko) – Floribunda

A floribunda that is well ideal for landscaping because of its fiery display of small but abundant semi-double velvet red blooms and its good health. It is bee friendly and can tolerate part shade. The bush is compact and upright. It can look dramatic when planted en masse. Awarded a Silver Medal at the 2021 National Rose Trial Garden of Australia.

**Fragrance:** Slight. **Height:** 100cm



## **Impala** (KORsternfue) – Floribunda

With clusters of classically pointed buds, *Impala* has intense apricot-coloured blooms that soften to lighter shades as they age. Its bush is dense with glossy green leaves and a good repeat flowerer. A hallmark is its tolerance to heat. This versatile rose works well in a garden bed, a border and a pot. **Fragrance:** Light. **Height:** 80cm



## **Love Affair** (KORaugneru) – Floribunda

A compact Floribunda with large rosettes of predominantly pink and apricot and a little cream blooms. It can have as many as 15 buds per stem. The upright bush has mid green leaves on strong canes and good health. It is super in a pot. **Fragrance:** Light. **Height:** 100cm



## **Spicy Parfuma** (KORbrocaze) – Hybrid Tea

Bred by Kordes in Germany, this healthy Hybrid Tea has been added to their *Parfuma Collection*. Its blooms are large and fully petaled with a rich apricot centre and soft pale pink outer petals and fade to pale apricot with age. Generally one bloom per stem but can also produce two side buds. The blooms make excellent cut flowers.

**Fragrance:** Strong. **Height:** 120cm



## **My Little Angel** (KORdoppbla) – Miniature

Known as an exceptionally healthy miniature and masses of mauve blooms that flower late into the winter. Nearly evergreen, it is an excellent choice for a pot. **Fragrance:** Slight. **Height:** 40cm





# David Austin Roses

Available from Wagner's Rose Nursery, Newman's Nursery, Treloar Roses

Images supplied by David Austin Roses

## **Dame Judi Dench** (AUSquaker) – Shrub

Named to honour the English actress after whom it was named, **Dame Judi Dench** is a glorious rich apricot-orange bloomer with the petals fading towards its ruffled edges. It has striking red tipped buds. A vigorous grower, it produces strong, arching stems which, over time, form an attractive mound of blooms. This rose is reputed to be very resistant to rain damage, and the petals drop cleanly.

**Fragrance:** Light/Medium. **Height:** 110cm



## **James L. Austin** (AUSpike) – Shrub

The flowers of **James L. Austin** are intensely pink rosettes of many petals, each with a button eye. This rose has a bushy, upright growth habit and makes a neat shrub, border or hedge. It can also grow well in a pot. The rose is named for the son of David Austin Senior and brother of David Austin Junior.

**Fragrance:** Moderate. **Height:** 125cm



## **Vanessa Bell** (AUSeasel) – Shrub

This David Austin rose has a rich yellow eye at the centre of pale-yellow petals that pale to white at the edges. Its buds have a pink tinge and its blooms are medium in size. A versatile rose that is suitable for borders, hedges and growing in pots. It can tolerate some shade. The growth habit is bushy and upright. **Vanessa Bell** rose was named for the artist, designer and founder member of the Bloomsbury Group, a name given to a coterie of English writers, philosophers, and artists who frequently met between about 1907 and 1930.

**Fragrance:** Medium/Strong. **Height:** 120cm



## Swanes Nurseries, *NSW*

### **Macushla** (Wekabacima) – Grandiflora

Deep pink buds open to old-fashioned coral pink flowers with hearts of orange, reminiscent of a sunset. This Grandiflora was named for the Gaelic term meaning 'My Darling'. The bush is hardy and suited to garden beds and pots.

### **Cherry Blossom** (WEKmeroro) – Grandiflora

Is fun and flirty rose with stripes of fuchsia and pastel fuchsia hues. The elegant buds open to spirals of petals and colour. This rose is a profuse bloomer.

# Rose of the Month

For more information go to <http://sarose.org.au>

## April – **ICEBERG**, Floribunda



When famous Rose Breeder Sam McGredy IV was asked if he had to choose just one rose to take to an island paradise, what it would be? He answered, “**Iceberg**”. Another rose expert, Eric Trimper, said, “**Iceberg** will never let you down.”

**Iceberg** was hybridized in 1958 by Reimer Kordes in Germany and is one of the world’s most popular Floribunda roses. A universal best-seller for decades, it is well known for its hardiness in all rose-growing regions tolerating both hot and cold temperature

extremes. Two recent sports are **Brilliant Pink Iceberg** and **Burgundy Iceberg**.

**Iceberg** can be grown as a tall bush, a well performing climber or excellent standard. Popular with home gardeners and professional landscapers, it is seen everywhere. It is famous for its low maintenance and rapid repeat flowering, producing large and small clusters of beautifully shaped white double blooms all season long with the added benefit of healthy leaves and good disease tolerance.

Flowers are generally borne in clusters of up to 7 blooms per stem. Each flower has up to 35 soft, delicate white petals and displays an attractive fruity fragrance, sometimes displaying a blush of pink in cold weather.

The bush grows to 1.5m x 1.5m and its consistent growth and size make it perfect for use as a 90cm standard rose. It is the most commonly used standard rose for fences, borders or public spaces in Australia. It is also excellent as a potted rose. Generally, avoid severe pruning.

**Iceberg** deserves its iconic reputation having won Gold Medals in numerous rose trials around the world and was inducted into the World Federation of Rose Societies’ **Rose Hall of Fame** in 1983.

Another classic white rose which was inducted into the **Rose Hall of Fame** in the year 1991 was **Pascali**, named for the famous artist. This Hybrid Tea rose, bred by Lens in 1963, produces quality blooms on a tall bush and is available from Treloar Roses.

**Available from:** Wagner’s Rose Nursery, Knight’s Roses, Newman’s Nursery, Treloar Roses and all good Garden Centres.

**Text & Images:** M. Trimper



# Rose of the Month

## May – **DOUBLE DELIGHT**, Hybrid Tea

**Double Delight** was bred and introduced in 1977 by USA rose breeders Swim and Ellis. Firstly, it is one of the world's most popular bi-coloured roses and secondly, its rich, fruity, spicy fragrance has set the benchmark for measuring perfume in a rose.

No one knows whether its name refers to the two contrasting colours in its blooms or the colour and fragrance.

Each flower is approximately 12 to 15cm in diameter and is delightful from bud to full bloom. Each comprises about 30 petals in creamy white, edged in carmine. **Double Delight** makes a great cut flower and the bush repeat-flowers very quickly all season long.

It is not an overly vigorous Hybrid Tea, growing into a neat bush – 1.2m tall and 0.9m wide. Its size and growth are easy to manage, making it perfect in rose beds, as a bush or a standard, or as a container grown rose.




Generally hardy, the plant occasionally gets a touch of mildew, but this is not really a problem in our hot dry climate. **Double Delight** has received the highest praise and a multitude of awards including **Gold Medals** in Germany and Italy in 1976, a fragrance award in Switzerland in 1976 and inclusion in the All-America Rose Selections in 1977. It was inducted into the World Federation of Rose Societies **Rose Hall of Fame** in 1985.

**Available from:** Knight's Roses, Wagner's Rose Nursery, Newman's Nursery, Treloar Roses and most good garden centres.

**Text:** Kelvin Trimper; **Image:** Melanie Trimper

## EMU PICTURES CUSTOM PICTURE FRAMING SERVICES 10% discount for Rose Society Members



Watercolours, Oil Paintings, Acrylics, Pastels, Charcoals, Tapestries, Cross Stitches, Canvas stretchers, Photos, Prints, Posters, Certificates, and Memorabilia.

We can print your own digital or phone camera pictures on Epson Photographic papers up to A2 size or 17 inch (43cm) width, ready to be framed.

Choose the latest contemporary frame and mount styles, or traditional.

Best quality materials, equipment and workmanship guaranteed.

**17 Broughton Avenue Mitcham SA 5062**

**Phone: 8272 9668; 0404 835 657 Email: [emupic@bigpond.net.au](mailto:emupic@bigpond.net.au)**

# Rose of the Month

June – **QUEEN ELIZABETH**, *Grandiflora*



**Queen Elizabeth**, also known as **Queen of England** and **Queen Elizabeth Rose**, was bred by Dr. Walter Lammerts in the USA. It has been regarded as one of the world's most popular roses since its introduction in 1954 and named to recognise Queen Elizabeth II ascension to the throne in 1952.

This very tall growing *Grandiflora* Rose produces large, (35 to 40 petals), high-centred, medium pink blooms on long straight stems, ensuring its suitability for arrangements. The classification *Grandiflora* indicates

that roses are produced both singly and in clusters. The long, elegant buds of darker pink open to moderately fragrant blooms.

The bush has good repeat flowering all season long from spring to late autumn and is disease tolerant and almost thornless with dark green, tough leathery foliage. Its slender upright habit, up to 3m high and 1m wide, is ideal for the back of rose beds to provide added depth or to screen off an area.

This rose won a Gold Medal in Portland in 1954, the AARS Award in 1955, ARS Gold Medal in 1957 and Golden Rose of The Hague in 1968. It was inducted into the **WFRS Rose Hall of Fame**, voted

one of the world's favourite roses, in **1979**. This is a truly great rose deserving a place in all gardens. A climbing sport of this rose was found and introduced in 1957.

**Available from:** Wagner's Rose Nursery and Treloar Roses

**Text & Image:** Melanie Trimper



## NOARLUNGA ORCHIDS & ROSE NURSERY

Supplier of Wagner's Roses

At 180 Commercial Road, Seaford Meadows

Phone: 0431 694 905

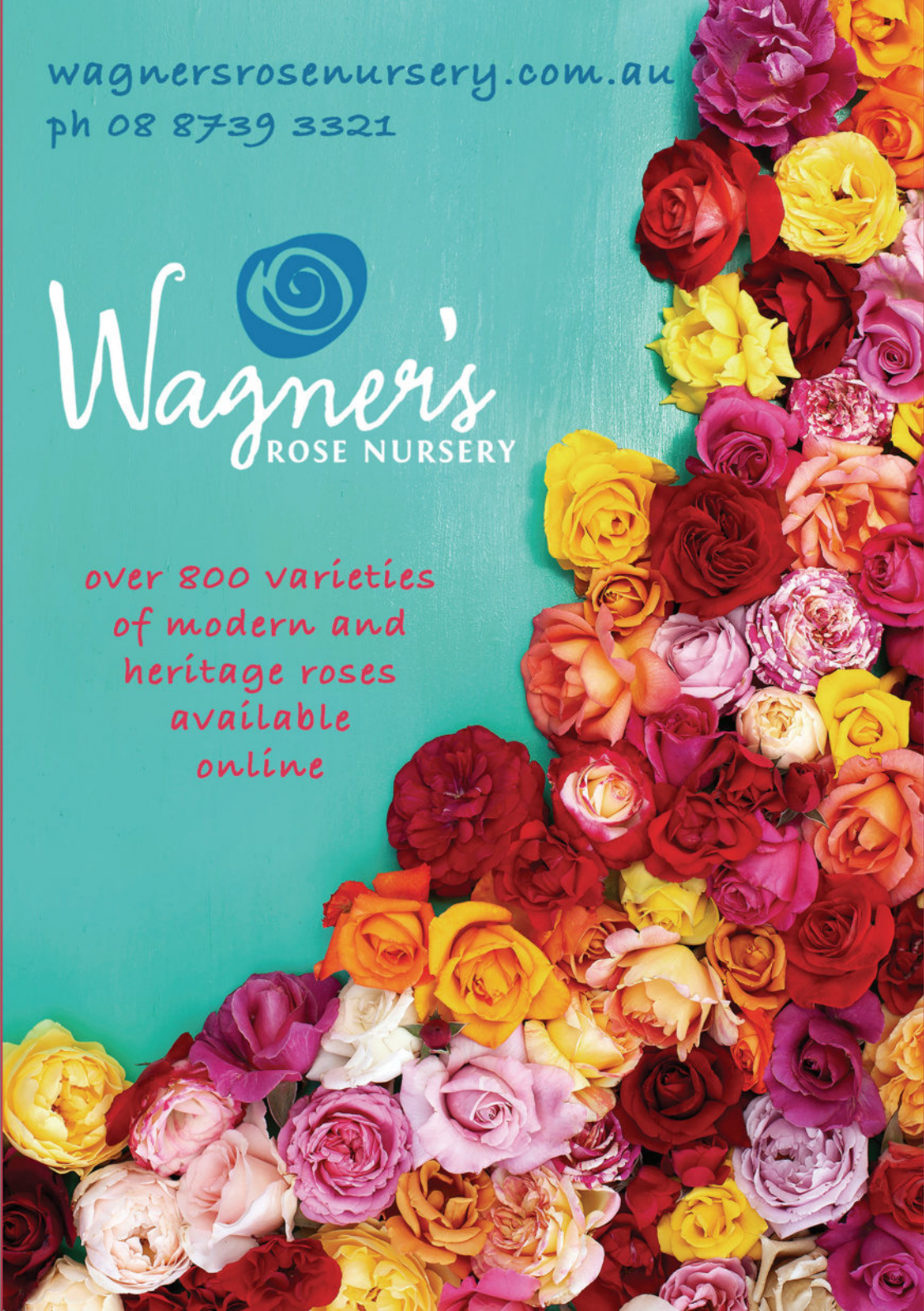
Large variety of potted roses available all year round at reasonable prices



wagnersrosenursery.com.au  
ph 08 8739 3321



over 800 varieties  
of modern and  
heritage roses  
available  
online



## Members Meeting – May 2022

The vision for the current development of South Australia's International Rose Garden was presented to the 30-plus members who attended the Rose Society's May Meeting at Fullarton Park Community Centre.

Highlights included presentations by Dr Leonie Scriven, Deputy Director of Collections at Botanic Gardens of South Australia, accompanied by Ms Emily Drewniak, Head of Development, Botanic Gardens and State Herbarium, and Adelaide sculptor Scott Eames, undertaking the Queen Adelaide sculpture project. Scott brought along a maquette of the Queen Adelaide Sculpture.

Other meeting features included a presentation by Melanie Trimper on new release roses, and member Maureen Humphries being named as winner of the 2022 People's Choice Award for the competition held at the National Rose Trial Garden in April.

Those unable to attend may wish to search on YouTube for 'International Rose Garden, Adelaide Botanic Garden' and watch the March 2022 video created to support the bid for the International Rose Garden to attain an Award for Garden Excellence from the World Federation of Rose Societies in October 2022. They can also find out details about how they can support the Queen Adelaide Sculpture project by contacting Scott Eames by emailing him at [sculpt1976@gmail.com](mailto:sculpt1976@gmail.com)



*Above L-R: John Humphries, Society Secretary, chaired the meeting in the absence of President Diane who was unavailable due to COVID restrictions.*

*Guest Speakers: Dr Leonie Scriven & Scott Eames, Melanie Trimper.*

*Left: Dr Leonie Scriven & Emily Drewniak*

*Page 35 – Top L-R: Costa Georgiadis, Mary Frick, Sophie Thomson, Penelope Schulz, Sharyn Perrin.*

*Left: Walter Duncan.*

*Right L-R: John Giersch, Sharyn Perrin, Cathy Giersch, Mary Frick*



# Roses in the Heartland

## 10th Birthday Celebrations are Nigh

*by Mary Frick*



As I write this brief report, we are nearing RITH'S 10th birthday celebrations. Many thanks and deepest appreciation to Penelope Schulz who has organised this exciting event. A great weekend is planned beginning with attending the *Melodienacht* on Friday evening, followed by breakfasts, dinners and garden visits on Saturday and Sunday.

Six Roses in the Heartland members attended the Clare Garden Festival in April answering rose questions and giving out general rose information. It was lovely to have a chat with Walter Duncan who had set up a table next to us to sell his book on the Heritage Garden. Sharyn Perrin, Penelope Schulz and I were delighted to have spent time speaking to Gardening Australia presenters, Sophie Thomson and Costa Georgiadis.



# Sophisticated Singles

by Kitty Belendez

***“Only the most sophisticated rose growers like singles”. – Harmon Saville***

The first time I saw a single rose, I said “No way will I ever grow one of those funny-looking roses.” Famous last words. Not only do I grow many of them, but I am quite fond of the singles, and exhibit them at shows, too. It’s fun to hear the comments of the public when they see a single-petalled rose for the first time at a rose show or public garden. They don’t believe it’s a real rose.

A single-petalled rose is defined as a type of rose having four to eight petals, usually in a single row. (A semi-double has 9 to 16 petals.) This certainly does not bring to mind one of those long-stemmed beauties seen in the florist shop or at the head of the trophy table. And in the garden the single-petalled rose blooms are only fleeting. So what exactly is the attraction of single-petalled roses? Just like gourmet food, one must develop a taste for single-petalled roses. Hybridizer Saville said it when he exclaimed “...only the most sophisticated rose growers like them”. Indeed, many modern-day hybridizers are quick to toss out their single-petalled rose seedlings. However, single roses are becoming more and more acceptable in the marketplace as consumers are learning to know and appreciate them.

Why are some roses single-petalled while others have dozens, or even hundreds of petals? Apparently the modern-day single-petalled roses are closely linked to the species roses of ancient history. Many of the species roses are in the ancestry of the modern-day single-petalled roses. *Rosa foetida* was one of the earliest species roses as it was known to be in existence prior to 1542. It has only five medium-yellow petals and is once blooming. *Austrian Copper* is another species rose. It has five red-blend petals, and was known to be in existence before 1595. And later there was *Mutabilis*, a yellow blend *china* rose known to be in existence prior to 1894.



*Mutabilis*

Their beauty, of course, is optimally seen when they are fresh and fully open. Much of their charm is portrayed by the delicate stamens radiating from their smiling faces. Their blooms may be fleeting, but actually most single-petalled roses are quite floriferous. In fact, many singles bloom continuously. Single roses have a fast repeat cycle, so even if you were to deadhead all the spent blooms off the bush, they would again be in full bloom in about 28 to 35 days, while full-petalled varieties would take 35 to 60 days.

## Single-Petalled Hybrid Tea Roses

Some of the single-petalled roses are extremely fragrant. *Dainty Bess*, a hybrid tea introduced in 1925, is one of the most fragrant singles, and as an added bonus the stamens are a unique burgundy, while most other stamens are yellow or gold. Framing the rare burgundy-tinted stamens are five light pink petals. An elegant statement in the garden. Imagine a large bed of *Dainty Bess* in full bloom, their intense perfume



wafting through the air. Pure heaven! The lovely **Ellen Willmott**, first generation offspring of **Dainty Bess** has five yellow-blend petals and was introduced in 1936. Not as fragrant as **Dainty Bess**, **Ellen Willmott** was a cross of **Dainty Bess** x **Lady Hillington**. Both of these older single-petalled hybrid teas are still available and grown today. One of the oldest single-petalled hybrid teas is the orange blend Irish Elegance that was introduced in 1905 and is rated by the American Rose Society (ARS) at 8.9 (out of a possible score of 10).



**Dainty Bess**

## Single-Petalled Floribunda Roses

In the floribunda rose class, there are a number of single-petalled varieties that have become very popular. The vivid red-blend blooms of **Playboy** (actually the colour is a blend of yellow, gold, orange and red) are its most striking feature. The foliage is a handsome glossy green that is very disease resistant, so it makes a terrific landscape bush. **Playboy**, a floribunda rose hybridized by Cocker in 1976, is a 7th generation descendant of **R. foetida**.

As a companion to **Playboy**, the hot neon pink **Playgirl** (with only five petals) projects her personality with lashes of the longest golden stamens. **Playgirl** was introduced by Ralph Moore in 1986. Both **Playboy** and **Playgirl** have a delicious apple-like fragrance. For a dramatic statement, consider displaying a combination of **Playboy** and **Playgirl** together in one vase. **Playboy** was the seed parent of **Playgirl**; therefore **Playgirl** is an 8th generation descendant of **R. foetida**. Then there are the various sports of **Playgirl** such as **Charlette Anne**, **Puanani** and **Miss Ada** that are different shades of the original **Playgirl**.

Another single-petalled floribunda is **Playfair**. It's a seedling of **Playgirl**, and although it is classed as white, it is tinged with the very palest mauve-pink. The plant is small and is perfect for growing in a container.



**PlayBoy & PlayGirl**

### **Escapade** (with 12 petals)

is another very fragrant single rose. The mauve-blend blooms on this floribunda look like delicate butterflies ready to fly away and, delicate it is, since the petals tend to fry in the heat, protection from the afternoon sun is suggested. This rose is much happier grown in the ground instead of in a container. **Escapade** is an older floribunda rose that was introduced in 1967, but many people still grow it.

One of the most gorgeous single-petalled floribundas I've ever seen is **Priscilla Burton**. It has about 10 deep carmine pink petals, brushed with a white blend. This is what is referred to as the 'hand painted' look. **Priscilla Burton** will look different in various climates; in hot weather she will lose her hand-painted look and appear mostly red with a white eye.

One of the newest single-petalled floribundas is the red blend **Betty Boop** with 6 to 10 petals. Hybridised by Tom Carruth, this rose makes a nice bush that blooms



**Betty Boop**



**Altissimo**

continuously. It was an All-America Sections (AARS) award winner.

### Single-Petalled Climbing Roses

If you are partial to climbing roses, nothing beats **Altissimo**. It is a top exhibition climber, and is great for landscape, too. With five dark red petals framing fluffy golden stamens, it is truly spectacular when grown spreading over a low fence or as a pillar. The splashy red and white striped climber **Forth of July** is not technically a single as it can have between 10 and 16 petals. However, I include it here because it usually has 10 or fewer petals

in Southern California. **Forth of July** blooms profusely year round, and was an AARS award winner. **Newport Fairy** is a single-petalled *hybrid wichurana* that grows like a climbing rose. It was introduced in 1908 by Gardner, has pink blend blooms, and is once blooming in spring and summer.

### Single-Petalled Shrub Roses

**Sally Holmes** (*Ivory Fashion* x *Ballerina*) is classed as a shrub rose, but gets so gigantic that perhaps she is really a climber in disguise. She produces tremendous trusses of white hydrangea-like blooms, splashed with a bit of apricot before fully open. Another lovely single-petalled shrub rose is **Golden Wings**. Intense fragrance surrounds the pale yellow five petalled blooms of this *spinossima*, and the



**Sally Holmes**

stamens are an enticing red. **Golden Wings** is said to be very hardy. Even David Austin has several single-petalled shrub roses in his line-up. The light yellow **Lillian Austin** was introduced in 1986. One of the most widely grown shrubs is the single-petalled **Ballerina**. Introduced in 1937 by Bentall, this *hybrid musk* with clusters of small light pink blooms is very popular as a landscape plant. The 2002 AARS award winner was **Starry Night** featuring clusters of white single-petalled blooms.



**Ballerina**

## Single-Petalled Miniature and Mini-Flora Roses

In the miniature rose division, one of my favourite singles is **My Sunshine**, a fragrant Dee Bennett mini with only five medium-yellow petals. **Why Not**, hybridized by Ralf Moore, is a yummy tomato red with golden yellow eye in the centre. It's a continuous bloomer. Mr Moore developed a number of single-petalled minis in his Halo series including **Halo Today** (orange red), and **Halo Rainbow**. A unique miniature single from Sam McGredy is **Anytime**. The 12 smoky-orange petals have a lavender eye and golden stamens. For a splashy effect, **Peggy T** from Gene King is a hand-painted miniature with five red-blend petals. A Dee Bennett single-petalled mini-flora is **Grace Steward** with five pure white petals. From John Clements of Heirloom Roses we have the stunning and rare mini-flora **Glamour Girl** featuring white petals with red edging. Tom Carruth of Weeks Roses has recently produced a series of single-petalled mini roses such as **Gizmo**, **Space Odyssey** and **Neon Cowboy**.

## Betcha Can't Grow Just One!

Single-petalled roses are easy to grow. They are photogenic, they bloom in abundance, and many are fragrant too. Most can be grown successfully in partial shade. As an added bonus, many of the single-petalled roses mentioned in this article are disease resistant even when not sprayed with fungicide on a regular basis. If you haven't yet grown some of these singles, give them a try. You, too will experience the sophistication of single-petalled roses.

*This article is an ARS Award of Merit Winner, originally published in 'Rose Ecstasy', the bulletin of Santa Clarita Valley Rose Society. ©Copyright Kitty Belendez All rights reserved.*

**Editors Note:** Kitty Belendez is gratefully acknowledged for permitting the reproduction of this article. Some of the roses mentioned are not available in Australia, but there are magnificent *singles* that can be purchased here. As the *singles* are again experiencing a resurgence in popularity, new varieties of single-petalled roses are regularly being released on to the market.





*Autumn Delight (Hybrid Musk, Shrub 1933)*



*Soaring Spirits (Large Climber 2004)*



*Future Release*



*Eye Paint (Floribunda 1976)*



*Mrs Oakley Fisher (Hybrid Tea 1921)*



*Eye of the Tiger (Floribunda 2006)*



## 2022 Maitland Show Report

The Rose Society of South Australia members John Bradshaw and Jenny McCormick were extremely successful in the 'Cut Flowers' section of the 2022 Maitland Show, held on March 26.

John won the perpetual trophy for the Most Successful Rose Exhibitor, donated by the society, and Jen won the Champion Rose with a truly exquisite cut of **Red Gem**.

John has had long-standing success at this annual show on South Australia's Yorke Peninsula. He has won the perpetual trophy on previous occasions and at this show, 10 first prizes, 11 second and five third prizes. He also won Champion in the 'Any Other Flower' section with the Decorative Rose **Let's Celebrate**. Meanwhile, Jen won numerous prizes for her roses and other blooms, and she also competed well in the Floral Art section. Peter, who judged the roses and cut flowers, described John and Jen as 'special exhibitors'.



**Jenny McCormick & John Bradshaw**

Other highlights of the floral section included a public talk by Peter and John, both premier rose exhibitors, on growing roses, and the distribution of samples of Neutrog products, with Society members giving advice about how to use them.

Congratulations to Convenor Mrs Margaret Illman for her organisation skills.



**Let's Celebrate (L) Red Gem (R)**

Well-known Society member Brenda Burton, judged the floral art, including the children's section, and this year, with the help of Dorothy Bradshaw, judged the Show Boy and Show Girl competitions. The Burtons have been rose, flower and floral art judges at the Maitland Show for about 10 years. They also donate the prize for the best junior floral art exhibit, 'to encourage the youngsters'.



# ROSE GROWING CULTURE NOTES FOR WINTER

by Kelvin Trimper AM

For rose enthusiasts, winter involves planting new roses, pruning existing roses, removal of cuttings and old foliage, apply a winter spray, Seamungus and mulch.

## Watering

This is the only period in the year when rainfall usually exceeds evaporation. Therefore, there is no need to water our roses. Two exceptions are roses in pots and when planting bare-root roses. Check pots and water them weekly.

## Planting New Roses or Transplanting a Rose

Plant roses in June, July or early August. Allow ample space around each rose. Labels indicate rose size.

Choose an area which receives at least 5 to 6 hours of sunlight daily and is free of tree/shrub root competition. Full sun is recommended. If it is a bare-root rose, remove from its bag, shake off any sawdust and soak it in a bucket of water for at least 6 hours or overnight. You can add either 20mls of **Neutrog Liquid Seamungus** or **Neutrog GoGo Juice** to the water. If the new rose has been established in a pot, there is no need to shake the soil off prior to planting.

Dig a square hole at least 30cm square and deep. Place a small handful of Neutrog **Seamungus pellets** in the hole and cover with 2cm of soil. Trim or remove any broken or damaged roots. Broken roots can result in suckers (root stock) which can rapidly dominate. Position rose in the hole so that the bud union (woody knob) is approx. 2 cm above the natural soil level. Observe where the roots fan out from the base of the plant. Remove the plant label from the plant as the tie can 'strangle' a plant as it grows.

Remove the plant and create a mound (inverted cone of soil) in the hole, so when you place the rose back into the hole (at the correct depth) the base of the rose stem rests on top of the mound and its roots 'fan out' evenly from the shank of the plant. Back fill hole to approx. half full and fill the hole with a bucket of water. Gently wriggle the rose to remove air pockets. Wait until the water drains away, backfill the hole to the natural soil level. The height at which the rose is planted is important. The bud union should be 1 – 2cm above ground level. Roses need 6 – 8 weeks to become established, do not let the soil dry out completely.

Transplanting can be easily done until the rose is about 10 years old. Use a sharp shovel and dig all around the rose approx. 30cm out from the base to a spade's depth (approx. 30cm). Remove rose and shake off all soil. Reduce the top of the plant by at least 75%, leaving 3 or 4 canes about 60cm long. Remove any broken or damaged roots. Soak in a tub with **Liquid Seamungus** for at least 12 hours. Replant as per instructions above.

When planting a 'standard' or 'weeping rose', ensure the support (stake or hoop) is placed in the ground prior to planting. The rose should be tied with stocking or cloth ties. Don't use non-flexible ties as the stem needs to grow.



## Rose Pruning

July is rose pruning time! Start with climbing roses, followed by bush roses. Pruning is not difficult if you use the right equipment and follow a few simple rules. Avoid the temptation to prune too early.

Wear all leather gloves – preferably gauntlets. You will need high-quality bi-pass secateurs (like Felco or Fiskars), good quality loppers and a pruning saw. Make sure your tools are sharp. A pruning saw is ideal for cuts over 2 ½ cm and for removing old canes.




For a bush rose, focus on the bottom half of the plant. Ideally, retain strong, healthy, young canes and remove all dead wood and weak twiggy branches. If sufficient new canes have grown from the base (water shoots), then remove old canes from the base. Also remove canes crossing over into the centre of the plant. Ultimately, the bush to resemble a cup shape. The outer rim canes should be reduced to 1/3 to 1/2 of their original height and cut to 3mm above an outwardly facing bud (eye). Remove all leaves.

For climbers or pillars, the plant almost 'tells you' what to do. First, look at the base of the plant. If it has performed well, there will be a number of new canes (these are still green with no side shoots) from the base. These will provide the best flowers in the spring. Therefore, do not remove these.

Secondly, move up from the base of the plant, following older canes (left following the previous years' pruning). Some will have strong new canes emerging partially along the old stem. Others will only have short stems all along the cane. These would have produced the flowers during the previous year. Determine how many stems you require. As a guide most climbers need at least 12 canes in order to wrap 6 canes onto a trellis on each side of the plant.

For a Pillar Rose, leave approximately 6 to 8 canes growing from the base, then wrap them onto the pillar, half clockwise and the other half anti-clockwise and tie on.

For beginners, contact the **Rose Society** and attend local **Rose Pruning Demonstrations** and see experts at work.





## Pests and Diseases

Winter is a great time to control pests and diseases – after rose pruning when leaves and cuttings have been removed. Fungal spores and eggs will be present on the bare stems, especially in cracks and crevasses. These are also on the ground under plants. As such, they can readily be treated with winter dormancy sprays, for example *oil sprays* or *Lime Sulphur*. *Copper Oxy Chloride* sprays can also be used; however, these can be detrimental to worms. A winter spray will ensure significantly reduced problems in spring.

## Fertilising

Roses are not actively growing in winter and do not require feeding. However, after pruning is completed and the ground has been cleaned up, roses benefit from an application of **Neutrog Seamungus**. This is a soil and plant conditioner, manufactured from seaweed, fish, humid acid and manure. It stimulates the roots into strong healthy growth in late winter and early spring.

Pelletised **Seamungus** is recommended, as pellets will breakdown with rainfall enhancing root growth and should be applied prior to mulching.

## Mulch

Apply mulch after pruning when rose stems are bare and after the old fallen leaves and cuttings have been removed. Generally, late winter and before the roses begin to produce shoots which are fragile and can be accidentally broken off by physical activity (such as spreading Mulch).


**Neutrog's Whoflungdung** is the 'Mulch of Choice' for rose growers. An annual application of 5cm of mulch is recommended. While it can be applied immediately around the base of mature roses (3 years and older) it is advised not to apply mulch closer than 15cms to new, one or two-year-old plants as occasional damage can occur to young basal shoots.

**Whoflungdung** comes in 20kg compressed bales which are easy to manage. Apply water after application to settle the mulch in and reduce the initial odour. Mulch significantly reduces evaporation from the surface in spring, summer and autumn,

saving up to 40% – 50% of the irrigation otherwise required; cools the root zone and introduces beneficial bacteria and good microbial activity in the soil.

## Other Winter Tips

Check plant labels are still legible. Recommended that all roses be labelled and a map kept showing where roses are planted. Visit the **Rose Society's Website** <https://sarose.org.au> for more information.



# CHAFFEY ROSE CLUB REPORT

*by Shann Hausler*

The autumn roses have been gorgeous. Visitors over Easter and the school holidays have commented on the wonderful roses in the town gardens all over the Riverland. The rain we've enjoyed has made weeding and edging so much easier.

On Shrove Tuesday, we enjoyed pancakes in the Jarrett Gardens followed by a garden ramble in the gardens of Di Speight and Greg and Jill Knight. It was most relaxing and we enjoyed collecting plant cuttings and seeds.

Our AGM was held in April (our Foundation Month) and we thank Greg and Jill Knight for hosting us. We all met afterwards at Eleni's Greek Restaurant for an enjoyable lunch.

This is my last report as I am stepping down from the Committee. My thanks to all who have so generously supported me whilst I held the Presidency.

Elly Johnson has taken on the role of President, with Dale Kerin as Secretary and Jill Knight as Treasure and the Committee being Elaine Schier, Fleur Carthew, Jay Fischer and Jill Obst.



*L-R: Retiring President, Shann Hausler; Executive Committee: Dale Kerin, Jill Knight, Elly Johnson*



## **Volunteers in the International Rose Garden (IRG), Botanic Gardens, Hackney Road**

*by Deb Curtis*

By the time you read this the vollies will have started pruning / shaping the roses during their winter rest. The French Tea roses however will still be flowering so if you are visiting the Botanic Gardens be sure to look at them.

We will be having a break after pruning and will resume tidying and deadheading early October to have the IRG looking spectacular for the WFRS Convention at the end of October.

New volunteers will be most welcome. All you need is a bit of enthusiasm for roses, clean, sharp secateurs; gloves, suitable clothing, a hat, water bottle and enclosed shoes.

Please contact me if you are interested in joining us.

Deborah Curtis, Supervisor of the Volunteers in IRG

On behalf of the RSSA. Email: [curtisnd@internode.on.net](mailto:curtisnd@internode.on.net) PH: 0408 474 977

# SE Branch Report

*by Ione Saint*

On a day of arctic winds, our Branch held its AGM in a beautiful warm hotel at Beachport. We felt very honoured and appreciative that we were joined by special guests Diane vom Berg and Kelvin Trimper. Kelvin graciously chaired our AGM. Marjorie Todd remained as our President.

During our general meeting, there was unanimous agreement to award Mr. George Thomson membership for life of The Rose Society of South Australia through our SE Branch. We are delighted that he is a member of our Branch and feel extremely proud of his achievements. So knowledgeable and accomplished yet so approachable and helpful over many years for so many of our members in regards to all facets of the rose.

Our very interesting and engaging guest speaker was Cherie Hutchinson, farm production manager at global skin care company Jurlique. The company purchased the sole rights to grow and use a rose bred by member, George Thomson, who also attended the meeting with his wife, Linda.

All of their botanicals, including 1200 of George's *Jurlique* roses, are grown in the Adelaide Hills.

Everything is grown by certified organic and bio-dynamic principals. The farm is free from synthetic pesticides and fertilisers – even including fly spray for the staff. Founded in 1985, the Adelaide Hills was chosen for its clean air and Mediterranean climate qualities, as 30 varieties of Mediterranean plants are grown at *Jurlique*. All are hand-picked, hand weeded and planted according to the phases of the moon and cosmic influences. Using a bio-intrinsic process, the botanicals are dried naturally and then distilled slowly over a



*L-R: Cherie Hutchinson, George Thomson, Linda Thomson*



*George Thomson*

number of days to retain nutrients and intensify the oil. They export their natural beauty products to 23 countries. The majority of our members who attended will be looking more youthful and smelling of roses as we went home with some beautiful high quality products.

Our **next meeting** will be at **1pm on Sunday 28th August 2022** at the home of George Thomson, 56 Biggins Road, Hynam, 8km east of Naracoorte. Turn left off the Wimmera Highway just before Teys Meatworks. It is first house on the right just over the railway crossing. There will be pooled afternoon tea. Bring your own chair and mug.



## In Memoriam – Inge Geytenbeek

Inge was a remarkable woman who showed a part of herself to us all and this is her story, at times a sad story of a young girl, whose life was irrevocably damaged by war. Today we would describe her as suffering PTSD, a life bookended with the current crisis in Ukraine.

Let's go back to the Spring of 1937. The Nazi party under Adolf Hitler was flexing its muscle and power with neighbouring countries as part of an expansionary push. A young scientist, Werner Honsch was in love with a young talented musician, Rosemary Dix in Berlin. The couple married, and Inge was born in Berlin on the 4th January 1938. Once the bombing of Berlin started in 1940, Werner moved with his young family to Schneidemuhl, northeast of Berlin near the Polish border, to manage a factory producing starch from potatoes. Towards the end of the war, her idyllic life was changing. Rationing was introduced and she was of an age where she could start to remember the deprivations. With the Russian army making inroads from the East, shelling and shooting just up the street, they like many others, made their way to Berlin.

After a couple of years in Berlin once the war had ended, Werner was head hunted by the Australian Government as part of a scheme to attract scientists to Australia and he moved to Tamworth to continue this work with the production of starch. Rosemary and her young family followed him approximately 6 months later arriving in Perth on the Yugoslavian migrant ship 'Partizanka' 6th January 1949. Inge was now 11 years old.

In 1952 as a young teenager in Tamworth she enjoyed her new life away from the horrors of war. She excelled with her schooling and became a keen swimmer. During 1953 the family moved to Sydney, then Adelaide two years later. She is now 17, living with her family in Unley, enrolled at Adelaide Girls High School,



completing her leaving certificate and attending Scott's Presbyterian Church. This is where Kees Geytenbeek came into Inge's life. Seven years her senior, they were attracted to each other through their shared experiences as new migrants. He was good looking, had a ute and had a job working as a rose grower.

Inge passed her leaving certificate with credits in English literature, Latin, French, German and Geography and was accepted into Wattle Park Teachers College. Two years later a qualified teacher and now engaged, she was appointed to the Payneham School.

Inge and Kees married in Scott's Church during 1958 and started life together in Montacute.

Kees wanted to set up his own rose nursery and on their first wedding anniversary purchased 10 acres in Woodside. Money was extremely tight as they started from scratch, growing field grown roses. To supplement their first few years in business, Inge secured a job trying to teach unruly Greek and Italian migrant children English, at the Inverbrackie migrant camp. The rose growing business wasn't all it was cracked up to be. Problems always seemed to befall the newlyweds. Rose deaths, broken windmills, the Adelaide Hills climate etc, etc., and then Inge became pregnant, so teaching went out the window and a fulltime nursery wife she became. Mark was born in 1962 and Andrew followed 3 years later.

Financially the family struggled, but they were building a name for their quality bare rooted roses. Summertime at Woodside meant budding, watering, weeding and spreading manures along the rows of roses. All hard back bending work.

Their front garden was a riot of colour and Inge provided Devonshire teas on their veranda to the bus loads of visitors coming to view the display garden and place orders for the coming winter. They finally started to find their financial feet through the royalties of the rose Climbing Super Star. This enabled them to purchase the house and land next door, where they grew their increasing number of roses.



**Starina**  
Image: The Heather Farm

Kees was a visionary always trying to find quicker more efficient ways to complete tasks in the nursery. He developed a completely new way of grafting roses on a bench indoors, before planting them into the ground. After several years of testing and negotiations with the French rose growers Meilland, he took out a worldwide patent in 1967 on his invention and undertook a world tour to register this patent and visit rose growers. It was whilst passing through New Zealand on that trip that he saw the potential of miniature roses.

After trialling miniature roses, they built their first glasshouses in 1968. In January 1971 just prior to harvest they ploughed all their roses into the ground and decided to concentrate solely on miniature roses and so K&I (Kees and Inge) Miniature Roses was born. The nursery quickly grew through the 70's to the point where they physically ran out of room to expand any further, so they purchased a run-down property, Snake Gully at Cudlee Creek.

Once Inge settled into her new routine of life at Cudlee Creek and with sales continuing to expand into Victoria, New South Wales and Queensland things were on the up and up. Then bang. Road hump after road hump placed unwanted stress on her life. 1983 bushfire, UV breakdown of the fibreglass in the glasshouses, pests and diseases, airline strikes, etc.



***Rise & Shine***

*Image: I. Frick*

Kees and Inge were incredibly generous with the proceeds of their hard work selling roses. Their level of financial support to individuals and charities throughout their lives will never be known.

The Rose Society was a group that benefited from their generosity.

Kees and Inge joined the Society in 1965 and provided invaluable support over many years, particularly for each Spring Rose Show. We purchased hundreds of Miniature Roses from K & I for prizes, and they matched the purchase with a donation of a similar number

of plants. These plants were in high demand, both by exhibitors seeking newly released cultivars, and members of the public.

As a result of this generosity, the popularity of miniature rose exhibiting soared and became a very integral section of the Rose Shows.

Members enjoyed visiting the nursery at “Snake Gully” to learn about miniature rose nursery operations and to hear how they “dodged” the bushfire bullet.

Following Kees death, Inge and Andrew continued to operate the nursery, until they closed the doors when Andrew took a career redirection. This freed Inge to continue her delight in travelling the world, visiting the friends and relatives that she had been a prodigious correspondent with all her married life. She finally reconnected with her relatives in Germany and shared in their lives, for while she was married, they were a Dutch household. With her flair for language, she learnt Dutch from Kees and took on his family and cousins as her own at the expense of her heritage.

Inge died on the 11th April, aged 84 years.

It has been a pleasure knowing Inge, and in recent years it was always a delight to see her at the Society’s end of year Christmas functions. Receiving the Society’s 50 year continuous membership badge was very special to her.

She will be missed.

Malcolm Watson

(My comments have incorporated material provided by Andrew, and used in his Eulogy at Inge’s funeral.)



***Loving Touch***

*Image: I. Frick*



## My View: Gavin Woods – 'Toast to The Rose'

At a recent National function, I was asked at short notice to offer a toast prior to the commencement of the meal. The Chairman was neither religious nor a Royalist. As Grace and the 'Loyal Toast' were precluded as options, I was instructed to toast 'The Rose'.

I came up with something passable by way of a tribute, but as one tends to do, I have re-visited those words in my thoughts many times in an effort to find a better alternative, should the request ever be made again.

The obvious question might be 'Why toast The Rose?'

Our chosen flower means many different things to different people. It is a flower of antiquity; the most popular flower in existence and a flower that has seen much change in the world, at the same time evolving and changing itself as a consequence of natural selection and at the hand of man. The Rose has existed through evolutionary changes, man-made triumphs and disasters. The Rose is a flower of celebration and of commiseration, offered at Births, Deaths and Marriages. The Rose is a flower of formality, used in arrangements bold and beautiful; and of informality, willingly presented in small bunches of mixed blooms. Grand gardens may carry hundreds of plants whilst just as attractive can be the cottage garden with one or a few plants.

To some, the form of the hundred-petalled bloom is exquisite whilst others find appreciation in the heady, varied fragrance so unique to The Rose. The form is studied and captured in drawings and photography. We eat parts of the flower and wear its likeness in jewellery. We are attracted to its odour in perfumes and body lotions. We appreciate its use in room deodorisers and a myriad of other products to enhance our senses.

These are some of the gifts that The Rose provides everyday folk.

We, however, form part of a world-wide exclusive cadre known as Rosarians. To us, The Rose is very special indeed; we appreciate The Rose at a deep level – whether we grow roses in large numbers, hybridise and create new varieties, propagate new plants and offer them to others, or exhibit the blooms at rose shows and receive joy from seeing others appreciate our blooms. Some like to share their experiences in articles or blogs; others share the visual experience via photography and art. Rosarians enjoy the camaraderie formed by participation



*Gavin Woods Grand Champion entry 'Veteran's Honour' exhibited at the recent Australian National Rose Championships held in Kiama, NSW*

in groups of like-minded people. We share ideas, discuss all that is relevant to The Rose and create events and gatherings both large and small. Groups, clubs and societies exist at regional, state, national and world levels offering a range of involvement to match any rosarian's ambition and commitment. These organisations provide an outlet which promotes leadership and collective cooperation; yet another facet to our experience of The Rose.

So, to structure a toast worthy of our beloved flower, given the benefit of time and forethought.... perhaps it would look (sound) something like this:

***To The Rose, Queen of Flowers***

***We salute your beauty***

***We are grateful for the joy you have given so many***

***We recognise your rightful place in history and your influence on the lives of us all***

***We celebrate the bonds that have been created in your name***

***We look forward to good health and happy times in your name***

***Let us raise our glasses in a toast to The Rose.***



***That's Life: Bred by South Australian Wendy Mather & dedicated to her friend & doyen of the NRSA & RSSA Dr Allan Campbell. It was agreed at the 42nd National Rose Society of Australia (NRSA) AGM in 2013 with Knight's Roses 'that a Royalty of \$1.00 per 'That's Life' rose sold be given to the NRSA.'***





Image: M. Trimper

Bonica  
Shrub, Meilland, 1965