




The Rose Society of South Australia Inc

# Bulletin

Volume 64, Number 2

April, May, June 2025

*Mr Lincoln*



©Benedetta Rusconi  
Wagner's Rose Nursery

*Our Mission: to provide excellence and innovation in the promotion of the rose*

# Calendar of Events

## April

<b>Tuesday 8th 5.20pm and 7pm</b>	Chihuly Tour followed by Members' Meeting, Goodman Building, Adelaide Botanic Garden (see p 32).
<b>Friday and Saturday 25th and 26th</b>	Autumn Rose Show, Noel Lothian Hall, Adelaide Botanic Garden (see page 10).
<b>Friday, Saturday and Sunday 25th, 26th and 27th</b>	National Rose Trial Garden of Australia People's Choice Awards (see page 10).

## June

<b>Saturday 14th 10am to 2pm</b>	Knight's Roses Open Day with an RSSA stand and pruning demonstrations (see p 32).
<b>Sunday 29th 12.30 to 3pm</b>	Pruning demonstration, International Rose Garden at Adelaide Botanic Garden (see p 32).

## July

<b>Tuesday 29th 7pm</b>	Annual General Meeting (see p 9) and a Tournament of Roses.
-------------------------	---

**NOTE:** There is no Members' Meeting in May as several regular members will be attending the World Rose Convention in Japan.

### Highlights in this edition

Mrs Lan Le OAM	7
AGM details	9
Autumn Rose Show & People's Choice	10
New Release Roses	13–15
Exhibiting Roses	16–17
Propagating Roses	19–22
Recommended Roses	25–27
Auchendarroch House's future	28–29

### Regular features

Message from the President	5–6
New members	6
Members' Meeting	11–12
Member's Pick	18
Culture Notes	23–24
Photography	30–31
Penelope's Members & Events	32
IRG Volunteers	34
Branch Reports	35–37

COVER PHOTO **Mr Lincoln** ©Benedetta Rusconi, Wagner's Rose Nursery

**Mr Lincoln** was chosen as the rose featured on the cover by a former Patron and now Honorary Member of the Society, Mrs Lan Le OAM, recognised in the 2025 Australian Honours list (see page 7). The cover is dedicated to her. **Mr Lincoln** is a Hybrid Tea which grows to about 200cm in height. It has fragrant large blooms. This and its stature make **Mr Lincoln** a favourite rose of many.





The Rose Society of South Australia Inc encourages, fosters, and extends the cultivation and appreciation of the rose. It also arranges, sponsors and conducts talks, demonstrations, exhibitions and shows, in line with its Constitution and By-Laws.

### ABOUT

The Rose Society of South Australia's *Bulletin* is the official publication of the Society for members. It is produced quarterly in hard copy and digital formats.

### REPRODUCTIONS

All content in this publication is covered by copyright. Any reproductions of editorial, photographs and/or graphics require permission from the creators.

Email [bulletinrssa@gmail.com](mailto:bulletinrssa@gmail.com) or phone 0407 547 337.

### BACK COPIES

This and previous editions of The Rose Society of South Australia's *Bulletin* are available to members in digital format in the Members' area of the Society's website

[www.sarose.org.au](http://www.sarose.org.au)

### CONTRIBUTIONS

Members of The Rose Society of South Australia and invited guests provide content for this publication. Opinions expressed are not necessarily those of The Rose Society of South Australia Inc or the Editor.

**[www.sarose.org.au](http://www.sarose.org.au)**

**Members login: Peace**

**Wagner's code: 100%ROSES!**

ISSN 2653-7338 (digital)

ISSN 2653-732X (print)

EDITED by Celia Painter, 86 Grevillea Way, Woodside SA 5244.

Email [bulletinrssa@gmail.com](mailto:bulletinrssa@gmail.com) or phone 0407 547 337

PRINTED by Eureka Printers, Kidman Park, South Australia



# The Rose Society of South Australia Inc

## Patron

Mr Rod Bunten, Government House

## Vice Patron

Mr Michael Keelan

## Council

<b>President:</b> Mr Gavin Woods	0429 021 006	gbwoods@adam.com.au
<b>Secretary:</b> Mrs Diane vom Berg & <b>Immediate Past President</b>	0416 073 957	rssasecretary@gmail.com
<b>Treasurer:</b> Mr Paul Flavel	0493 755 760	rssatreasurer@gmail.com
	PO Box 51, Unley SA 5061	
Vice President: Ms Penelope Schulz	0437 505 010	penelopeannes@bigpond.com
Vice President: Mr John Humphries	0439 706 324	boudicca47@hotmail.com
Show Manager: Mrs Joy Johnson	0418 895 438	joyjohnsonbruce1947@gmail.com
Bulletin Editor: Ms Celia Painter	0407 547 377	bulletinrssa@gmail.com
Publicity: Mrs Melanie Trimper	0410 858 528	ktrimper@bigpond.net.au
Mr John Bradshaw	0417 081 204	headcutter@bigpond.com
Ms Harriet Eivers	0403 686 426	harrieteivers@icloud.com
Dr Tate Hancox	0488 160 073	tatehancox@gmail.com
Mrs Maureen Humphries	8270 7949	magnoli2026@gmail.com

## Chaffey Rose Club

**President:** Ms Elly Johnson  
PO Box 66  
Paringa SA 5340  
08 8595 5206  
ellyjohnson1951@gmail.com

**Secretary:** Mrs Dale Kerin  
12 Kokoda Avenue  
Renmark SA 5341  
08 8586 4053 0420 383 948  
dale48K@gmail.com

## South East Branch

**President:** Mrs Marjorie Todd  
'Matapara', 130 Todds Road  
Poolaijelo Vic 3312  
03 5586 7517 0428 440 413  
matapara@activ8.net.au

**Secretary:** Mrs Ione Saint  
PO Box 526  
Naracoorte SA 5271  
0409 856 156  
saint@activ8.net.au

## Roses on Eyre

**President:** Mrs Sandy McCallum  
PO Box 53  
Tumby Bay SA 5606  
08 86884206 0407 884 234  
mccallumsj@dodo.com.au

**Secretary:** Mrs Karen Miels  
PO Box 3524  
Port Lincoln SA 5606  
0418 984 289  
karmakazza@gmail.com

---

## A message from the President

With incredibly dry conditions so far for 2025, sprinklers have been running on overtime in an effort to keep my plants in optimal condition as I prepare for the Autumn rose shows. As is often the case, parts of our wide brown land have seen torrential tropical storms, with water in abundance; whilst we in the south have been dealt heat and dry conditions in the extreme.

Kadina has had only 1.4ml total rainfall for 2025 (to end of February) as well as plenty of very hot days. Locals have complained mostly

about the wind; something we are used to on Yorke Peninsula but considered particularly abundant this year. Still, with all these issues, I remain grateful that I can simply turn on the tap and irrigate my garden. I feel particularly for those who do not have mains supply water and are carting to meet both household and garden requirements.

Diane, Penelope, Paul and I represented the Society at Jon Lamb's final radio broadcast in November. Jon was delighted to receive Honorary membership from us on that day, something he has expressed to me in conversation since. Jon's contribution to horticulture in general and roses in particular over a 57-year career in radio cannot be underestimated. We look forward to Sophie Thomson now carrying the mantle in that space.

As we approach the Autumn show season, I encourage members to show off their blooms. A series of Country Shows and our own Autumn Rose Show will provide opportunities to showcase the world's most popular flower. If you have never staged blooms for competition, our society has plenty of experts who are only too willing to advise and assist. Our show will again provide an opportunity for beginners to compete in the "Community Class" section, with good prizes on offer.

We exhibit to demonstrate our ability to produce superior blooms, but perhaps more importantly to place the rose before an adoring public so that our efforts can be appreciated by a wide audience.

I am thrilled to advise that Her Excellency the Governor of South Australia, the Honourable Frances Adamson AC and our Patron Mr Rod Bunton will be at our Autumn Show to meet with and congratulate the organisers and exhibitors. To make time for us in their extremely busy schedule is appreciated. Please come along and mingle with our Vice-Regal visitors.

"Summer Trimming" is a routine undertaken largely by exhibitors as a mechanism to time blooms for our Autumn Show. I am in the middle of that process as I write these notes, preparing for two major shows. It is a process that I encourage all serious rose gardeners to utilise; it will rejuvenate tired plants that have suffered during the heat of summer and provide a flush of bloom unsurpassed at any other time of the year.

Our monthly meetings continue to provide a varied and interesting program, thanks largely to the efforts of Penelope. Part of our charter is to promote the rose and to educate our members in all aspects of rose culture. The upcoming program certainly achieves that goal.



Gavin Woods ARA

## A message from the President *continued*

As we approach another Annual General Meeting anxiety levels increase in the ranks of the Executive. Questions are asked of each of us of our intention to continue to serve in the current capacity; or perhaps in another role created by someone retiring. It is of constant concern to me that we are in a position where executive members are difficult to find and members seem more reluctant to offer their services. This, of course, is not the exclusive remit of rose organisations.

Our membership base remains large and no doubt within that membership we have an enormous range of skilled individuals, more than capable of forming part of our Council. I frequently reflect on those who have previously contributed in these roles and remain grateful for their stewardship. Council meetings are now largely held via online platforms, making the trip to a central location unnecessary with our current Council consisting of several regional members. Please, consider your ability to contribute, we would welcome your involvement!

I look forward to catching up with members at our many gatherings over the next few months.

*Gavin*

### The President and members welcome our new members

Wendy Griffin

Auburn

Doug Haynes

Gepps Cross

Jon Lamb (Honorary)

Campbelltown

Danielle Mason

Naracoorte

Jane Varsos

Mt Barker

Kylie Wright

Mt Gambier East

### EMU PICTURES

#### CUSTOM PICTURE FRAMING SERVICES

##### 10% Discount for Rose Society Members

**Watercolours, Oil Paintings, Acrylics, Pastels, Charcoals, Tapestries, Cross Stitches, Photos, Prints, Posters, Certificates and Memorabilia...**

We can print your own digital or phone camera pictures on Epson Photographic Papers up to A2 or 17 inch (43cm) width, ready to be framed.

Choose from the latest in contemporary frame and mount styles, or traditional styles.

Best quality materials, equipment and workmanship guaranteed.

**Come and see us at 17 Broughton Avenue, Mitcham SA 5062**

**Phone 8272 9668 or 0404 835 657 Email [emupic@bigpond.net.au](mailto:emupic@bigpond.net.au)**



## Australian Honour for a former Society Patron

An Honorary Member of the Rose Society of South Australia and former Patron, Mrs Lan Le, was named as a recipient of The Medal of the Order of Australia in the 2025 Australia Day Honour Rolls.

The citation listed Mrs Le's involvement in scores of community groups including Patronage of our Society from 2014 to 2021. She was a familiar figure at Rose Society Shows during that time. Her husband, a former South Australian Governor, The Honourable Hieu Van Le AC, accompanied her at these events and the couple discussed their favourite roses. Mrs Le's love of the rose and dedication to the Society has been greatly appreciated.

Among other groups to benefit from Mrs Le's involvement have been Palliative Care SA and Cystic Fibrosis SA. She has been awarded Life Membership of both. Mrs Le is currently patron of the St Andrew's Hospital Foundation, an Ambassador for Grandparents for Grandchildren, and has been involved in the South Australian Women's Memorial Playing Field Trust Inc and The Memorial Hospital's Centenary Celebration.

Mrs Le was born in D Nang, Vietnam, and arrived in South Australia with her husband in 1977. She graduated as a social worker in South Australia in 1985. She worked in that capacity for 30 years and as a rehabilitation consultant in various Commonwealth Government departments.



Mrs Lan Le OAM (2025) pictured at a Roses in the Heartland Show in 2021.



### Ordering and Delivery

#### Neutrog's online store is always open

Dates and times for collection at Metropolitan and Kanmantoo sites will be provided with the confirmation of your order.

A general collection date (eg late March) will be provided for regional collection points. You will be contacted by a collection coordinator to arrange collection once the delivery has been confirmed with Neutrog's carrier.

**Questions regarding ordering should be referred to Neutrog or Paul (RSSA) on 0409 096 758.**





# KNIGHT'S ROSES

Est 1963 Gawler South Australia

Seniors and Rose  
Society discount  
available. Thousands  
of roses available to  
order online, or view  
our range at our  
nursery

[www.knightsroses.com.au](http://www.knightsroses.com.au)

08 8523 1311





# Annual General Meeting

Notice is given that the 117<sup>th</sup> Annual General Meeting of The Rose Society of South Australia Incorporated will be held at **7pm on Tuesday, 29th July** in the Goodman Building lecture room, Hackney Road (adjacent to the State Herbarium and International Rose Garden in the Adelaide Botanic Garden). Ample parking will be available in the adjacent car park.

## Business of the Meeting

1. Confirm Minutes of the 2024 Annual General Meeting held on 23rd July 2024.
2. Receive the President's report.
3. Receive the Treasurer's report.
4. Approve the Audited Financial Statements.
5. Elect Officer positions and Councillors:

President

Two of three Vice Presidents

Secretary

Treasurer

Six Members of the Society who, together with the above elected officers, form the Council of the Society with the Immediate Past President Ex-Officio.

Members are reminded of Clause 10.1 of the Society's Constitution: that nominations for the above positions (excepting Immediate Past President) shall be in writing and lodged with the Society Secretary prior to the start of the Annual General Meeting.

6. To consider any other business referred by the Council.

***Diane vom Berg, Secretary***

**The Treasurer's report will be available at the AGM; or following the AGM an email copy can be arranged by contacting the Treasurer.**



**LET'S SMELL THE ROSES**



## **AUTUMN ROSE SHOW and PEOPLE'S CHOICE 2025**

### **ROSE SHOW**

The 2025 Show will be at the Noel Lothian Hall, Adelaide Botanic Garden on Friday 25<sup>th</sup> April (Anzac Day) and Saturday 26<sup>th</sup> April. It will be open to the public from noon to 4pm on the Friday and between 10am and 4pm on the Saturday.

### **PEOPLE'S CHOICE**

This will run in the National Rose Trial Garden of Australia at Adelaide Botanic Garden from Midday to 4pm Friday 25<sup>th</sup> April, and 10am to 4pm on Saturday and Sunday 26<sup>th</sup> and 27<sup>th</sup> April.

Volunteers are needed over all days to hand out pencils, how to vote cards, and staff tents etc—contact Merv Trimper.

### **ROSE SHOW DETAILS**

#### **Exhibitor information**

The schedule is online at <https://sarose.org.au/wp-content/uploads/2025/03/RS-SA-Autumn-schedule-2025.pdf> or available from Show Manager, Joy Johnson. Entries in a few classes need to be registered before the event.

#### **Exhibitor Access**

The gates will be open between 7 and 9am Anzac Day to enable exhibitors to drop off material at the Noel Lothian Hall. See the Schedule for details.

#### **Setup**

Volunteers are needed to set up and lay tables, and chat with members of the public throughout the Show—contact Joy Johnson.

#### **Community Rose Competition**

The public's entries will be accepted at the Hall from 10 to 11am on Saturday 26<sup>th</sup> April. Members are asked to assist entrants in displaying their exhibits.

#### **Perfumed Rose Competition**

Exhibitors are encouraged to contribute a bloom during the Show set-up period—see Maureen Humphries on the day.

#### **Award presentation**

Her Excellency, the Honourable Frances Adamson AC and The Rose Society of South Australia's Patron, Mr Rob Bunten, will present major awards on Saturday.

**Contacts:** Show Manager—Joy Johnson 0418 895 438; Judging—Gavin Woods 0429 021 006; NRTGA help—Merv Trimper 0407 426 519.



## Chihuly and The Cedars were among highlights

Several members gathered to wander through Adelaide Botanic Garden to see the Chihuly installations immediately prior to the February Members' Meeting, despite it being a sweltering day. Unfortunately, the guided tour had to be rescheduled to 8th April 2025 (see page 32) because of the heat.

Those who soldiered through to the meeting agreed with the musings of President, Gavin Woods, that meetings should be cancelled when the forecast is for 35+ temperatures. Further advice will be provided in the *Bulletin* before next Summer.

The highlight of the meeting was a practical demonstration of various

*Continued over*



Pip Leach, Ge Rohrsheim and Georgia Leach at The Cedars.



Pru Jolly and Joel Smith in the garden at The Cedars.

## February Show Bench competition a hotly contested affair



John Bradshaw's *Tuscan Sun*



Les Johnson's *Bluesette*



Harriet Eiver's *Firestar*

***Tuscan Sun*** (B Grade), exhibited by John Bradshaw, was named BEST ROSE of the Members' Meeting Show Bench in February.

Another exhibit, ***Bluesette***, exhibited by Les Johnson and the A Grade winner, also drew extra interest because it has had little exposure on show benches in South Australia in recent years.

Other results were:

A Grade—2nd Les Johnson ***Vintage***.

B Grade—2nd Les Johnson ***George Best***, 3rd John Bradshaw, ***Cricket***.

C Grade—1st Harriet Eivers, ***Firestar***, 3rd Harriet Eivers, ***Australian Beauty***.





Irene and Martin Bone in the artist's studio at The Cedars.



Dan Leonard, Sam Staltari, Harriet Eivers and Jueyene Staltari at The Cedars.

*Continued from previous page*

rose propagating techniques by Dr Tate Hancox. His summary appears on pages 19 to 22 in this edition.

In March, cooler weather provided respite for the Society's gathering in a place of solitude and reverie—The Cedars, the former home of acclaimed South Australian artist, Sir Hans Heysen OBE and his Archibald prize winning daughter, Nora Heysen AM.

The High Tea event, organised by Speaker's Programmer, Penelope Schulz, included bespoke tours of the grounds, home and artist's studio by Curator-Manager, Allan Campbell. Allan spoke of the breadth of Sir Hans's work, from his famed landscapes to charcoal and chalk scenes, and of course his mastery in painting roses and flowers. Even the catering on the day incorporated nods to our love of roses, as our pictures on the previous page show. How lucky were we!



Fleur Carthew and Shann Hausler from Chaffey at The Cedars.

Council members attending were thrilled to see several Members attend their first Society event and we hope you enjoyed it. It was also lovely to see several members of Chaffey Rose Club attending. They had braved high heat on the previous afternoon to visit the Chihuly exhibition.

Penelope said the High Tea and tours had proven to be an extremely popular event and that she was very sorry that numbers had to be limited to 40 people. This was unavoidable.

*Celia Painter*

## NOARLUNGA ORCHIDS & ROSE NURSERY

Large variety of potted roses available all year round at reasonable prices

**Supplier of Wagner's Roses**

**180 Commercial Road, Seaford Meadows**

**Phone 0431 694 905**

# New roses released in 2025 available to order

Orders for roses to plant this winter are now being taken online or by phone from Knight's Roses at Evanston, and Wagner's Rose Nursery at Kalangadoo in the South East and Treloar Roses in Victoria. In addition to established favourites, there are new cultivars to add interest and beauty to the garden and draw attention on show benches. Ranges of FELCO gardening tools have also been added to their product lines.

Here are their flagship new releases.

## **Montmartre**

No two petals of this Delbard rose are the same with shades of pastel pink, apricots and yellows merging as they would on the palette of its artist namesake. **Montmartre** has a light fragrance. It grows to 120cm and 75cm in width. **Wagner's**



©Benedetta Rusconi, Wagner's Rose Nursery

## **Always An Angel** (Cure Brain Cancer Foundation)

Blooms of this Meilland Hybrid Tea are said to shimmer in the garden, with big, bold and intensely yellow flowers that are constantly on the bush. This rose has a medium fragrance. It grows to 150cm in height. **Wagner's**



©Benedetta Rusconi, Wagner's Rose Nursery


## **Only You™**

Another Meilland, this modern rose has old fashioned charm with petal packed blooms that are deep pink in the centre and lighter on the outer petals. It is also regarded for its disease resistance. It grows to 120cm in height. **Wagner's**



## **Zepeti®**

This Meilland Miniature, with fire engine red blooms against dark foliage, can be used to create a low hedge or a border, or be planted in a pot. Known for its resistance to disease, frost and heat, it grows to 40cm in height. **Wagner's**



## **Painted Princess**

This heritage style rose has ruffled blooms of soft pink and splashes of white. It has a medium fragrance with notes of exotic spice. **Painted Princess** grows to about 50cm in height and 100cm in width. **Wagner's**



©Benedetta Rusconi, Wagner's Rose Nursery

## Roses released in 2025 *continued*



### ***Eisvogel***

This Hybrid Tea has large, double-cupped rosette shaped blooms which have a strong, exotic fragrance. The blooms have lilac, pink and mauve shadings with the unusual colour feature of copper centres. ***Eisvogel's*** foliage is medium green. The bush is said to have excellent disease resistance. It grows to about 120cm in height and has a width of about 80cm. This rose was bred by Rosen Tantau. It was named after Germany's Kingfisher (*Eisvogel*). This rose is great in a vase. ***Knight's***



### ***Paprika***

Eye catching bright red flowers with a velvety sheen are hallmarks of this Rosen Tantau bred Shrub rose which grows to a height of 100cm and has a width of 130cm. ***Paprika*** blooms over a long period and has excellent disease resistance. This rose was awarded a Certificate of Merit in the National Rose Trial Garden of Australia 2024 trials. ***Knight's***



### ***Silver Flash***

This is a bushy Hybrid Tea which has striking blooms with flashes of white on its red petals. The blooms are borne singly and also in small clusters. The foliage is medium green and glossy. Disease resistant, ***Silver Flash*** grows to 100cm in height and 80cm in width. It was awarded a Bronze Medal in the National Rose Trial Garden of Australia 2021 trials. ***Knight's***



### ***The Sacrament Rose***

A beautiful fragrance is a blessing upon big white and lemon-centred blooms of this Hybrid Tea rose which is a tribute to The Sacraments of the Holy Church. The blooms form in singles and clusters. The bush has glossy mid-green foliage. ***The Sacrament Rose*** grows to 120cm in height. It's overall form is upright. The bush is said to have good disease resistance. ***Knight's***



## Roses released in 2025 *continued*



©David Austin Roses



©David Austin Rosés

### ***William and Catherine (Ausrapper)***

Lovers of English Shrub Roses bred by David Austin will be delighted to learn that ***William and Catherine*** (pictured in both images above), and named to celebrate the Royal Wedding of 2011, has been released by David Austin's Australian agent, Wagner's Rose Nursery. This floriferous shrub, with relatively upright growth, is known for producing white, shallowly-cupped and full-petalled blooms with impressive regularity. The blooms have the fragrance of myrrh. This shrub grows to about 125cm in height. [Wagner's, Treloars and specialty nurseries.](#)

### ***Phoenix***

Strong demand is expected by Treloar Roses for ***Phoenix***, featured along with ***Fur Elise***, ***Lionheart*** and ***Bright Smiles***, released last year. With many wins in National Rose Trial Gardens of Australia trials in recent years, Treloars reports that it has been cultivating award winning varieties for future release. However, The English Shrub, ***William and Catherine***, is a new offering.



**THE POST & RAIL**  
COOKING, GARDENING  
& ART SCHOOL  
+ NURSERY



Hello fellow plant lovers! I'm Cindy Bunt and I've just opened a nursery from my property. We're a grower direct nursery. We specialise in "everything" lol.

We are crazy plant people and can't wait for you to come and checkout what we do.

We also have a productive potager garden to walk around and enjoy.

**7 Bill James Court, Compton.**  
**We're open Thursday-Sunday 10am-2pm**

You can also order your plants online and have them posted to you.

[WWW.THEPOSTANDRAIL.COM.AU](http://WWW.THEPOSTANDRAIL.COM.AU)

# Exhibiting roses is a learning process and fun

*We asked Meryl and Ted Morphett, among the highest profile and most successful rose exhibitors in Australia, to share a little of their rose showing journey. Meryl and Ted are long-time members of various rose societies, including The Rose Society of South Australia. They are A Grade Exhibitors par excellence. Our photos show some of the Morphett's winning exhibits.*

## ***By Meryl and Ted Morphett***

In the early days we were members of a garden club which had a Show Bench competition at each monthly meeting. If there were any roses out we would take them along. After some time went by, one of the members suggested that we join the Rose Society if we wanted to learn more about growing and showing roses. The Rose Society had its own Show Bench at the meetings as well as Spring and Autumn shows which is where we learnt the basics.

The first time we took flowers interstate we had them wrapped as a bunch and carried them in the plane with us. Now we carry them in a polystyrene box which is part of our checked-in luggage. Most of the roses carry well, though some do not arrive in good condition.


For one show we only had a few miniatures, so they were packed in a Cornflake box and placed in our suitcase.

For our local shows, blooms are carried in bottles of water packed in a crate on the back seat of the car. As the venues open early, usually from 6am, we travel in the early morning so the air-conditioner is not needed.

Having the roses blooming at the time of the show is a challenge.

We have been asked for some tips that will help new exhibitors.

- Cut the roses at least one day before the show. The best times to cut the blooms are early in the morning or late in the afternoon. Take a container of water with





you. Before placing the stem into the water re-cut the stem so it can start taking up the water. Once the cut dries, the rose cannot water which results in a droopy rose.

- Take care that the thorns of one rose can't rip the petals of another rose.
- For your first show, choose one or two classes to enter. Read the schedule carefully and choose the appropriate class for your rose/rosettes. If you are required to register your entries beforehand—no longer needed for most classes of the Rose Society of South Australia's Autumn and Spring Shows—ensure that you ring in or email your entries to the Show Secretary before closing time for entries.
- On the morning of the show, arrive early at the venue so you will avoid stress by running out of time. It is surprising how much time is needed when you are collecting your bottles, labels, etc, and locating the correct class on the bench as well as placing your rose in the vase and placing it on the bench. There is always a hold-up somewhere along the line.
- As for your rose, ensure the stem is secured firmly in the vase so that it doesn't move should the judge pick up the vase. Give the bloom a light spray with water before placing on the bench.

There is always someone there who will answer any questions you may have.

It is trial and error. If something doesn't work, try something else. For us, it is fun. We enjoy the challenge of benching the best roses we can. We are still learning.

By putting our roses on the bench it is one of the ways we can promote the rose to the public. Give it a go. You will learn a lot from the experience and meet some lovely and helpful people along the way.







## Member's Pick

### ***Best Friend, Hybrid Tea***

***Text and Photos by Meg Nicholls***

I am so grateful to have this opportunity to have a *Member's Pick*. It gives me the opportunity to celebrate my dear best friend, Ionie Brennan, who died on 21st February last year.

Ionie and I became close friends in the mid-1960s when we were neighbours and mums of small children. Our families grew up together and we considered ourselves one big family.

The relationship easily survived the separation of 20 years when Ionie and Max went to Sydney and then Canberra to live. After their return, Ionie and Max developed a glorious garden showcasing many wonderful roses and were dedicated and active members of the The Rose Society of South Australia for many years.

It was in 2013 that Ionie persuaded me to join the Society, at the time Peter and I downsized and planned our pocket-handkerchief sized rose garden, replacing lawn that had been at the front of the house. At that time, Ionie and I exchanged gifts of rose plants and it could only be ***Best Friend!***

The HelpMeFind website describes ***Best Friend*** as follows and I think the descriptive elements reflect my experience with the rose.

*Meilland International (1997). Hybrid Tea, Shrub. Pink. Strong, fruity fragrance. Very large bloom form. Blooms in flushes throughout the season. A stylish, classic rose of great beauty and richness. The vibrant blooms of deep, hot plum pink have a strong sweet perfume. The bush also features attractive, large and light green leaves. Named by the RSPCA..... Height: 1.5m Spread: 1.1m.*

My ***Best Friend*** grows right outside my front door and reaches for the light as the street trees, which are to the west, grow and "steal" it! I keep all my roses well fed with *Sudden Impact* etc and they are a riot of colour in the Spring!

At the height of the season ***Best Friend*** can be over 2.75m and above the gutters of the house. I have picked blooms with metre-long strong and healthy stems. The cut flowers keep well and the perfume is delightful.

***Best Friend*** is a fitting and constant reminder of our wonderful friendship.



# The Art of Propagating Roses: It's ALIVE!

*With Dr Tate Hancox*



Roses, like many other plants, can be clonally propagated by cuttings. This process has occurred for thousands of years to produce plants that are genetically identical to the mother plants.

There are three main methods for cutting propagation which are used by gardeners and nurseries alike. They include taking root-stock cuttings, hardwood cuttings and semi-hardwood cuttings. Each method has its own benefits and challenges so it's worth giving them all a try to see what works for you. Some trial and error may be needed. I urge you not to give up.

## Gathering your tools and materials

As with most things in life, there is a range of options for the materials and tools required to propagate roses. The exact combination of these options will depend on your budget, environment, skill level and number of plants required.

In general, you will need:

- Clean sharp secateurs and/or budding knife.
- Pots (clean).
- Propagation media:
  - Option 1—premium quality potting mix.
  - Option 2—specialty propagation mix (80% medium perlite to 20% coco peat).
- A humid environment. This can be a naturally humid area of the garden or artificially created using plastic bags, tops of clear plastic bottles or clear storage containers.
- Rooting hormone gel with Indole-3-butyric acid (IBA) at 3g/L for semi-hardwood cuttings (purple gel) or 8g/L for hardwood cuttings (red gel).
- An artificial heat source that has a thermostat to maintain the rooting media at  $23^{\circ}\text{C} \pm 2^{\circ}\text{C}$  (OPTIONAL).



## Taking rootstock cuttings

In Australia, commercial rose growers use cuttings to produce their rootstock for budded roses. They propagate hundreds of thousands of cuttings of rose varieties such as 'Dr Huey', 'indica major', *R. multiflora* or 'Fortuniana'.

The variety you select will need to depend on where in Australia you live due to the rootstocks ability to cope with soil texture (sandy vs clay), soil pH (acid vs alkaline) and drought tolerance. The desired varieties are grafted onto the rootstock in the summer and beheaded to force out the new growth. Rootstock cutting propagation occurs in late April to May.



1. Take cuttings that are about 30cm long and 1–1.5cm in diameter with 6–8 buds.
2. Remove all the leaves and prickles.
3. Using a sharp knife (grafting or paring knife) remove all (black circles) but the top two buds (blue) from the cutting. The top two buds are retained to ensure the plant can produce new growth that will feed the developing plant.
4. OPTIONAL: dip the ends of the cuttings into propagation gel for hardwood cuttings (red gel with 8g/L IBA).
5. Insert multiple cuttings into a well-drained premium potting mix such as BioGro or coarse sand.
6. Water the cutting and place in a bright sunny spot that receives a few hours of morning sun and some protection from the afternoon sun.

In a few months, the cuttings will have formed sufficient roots to pot up or plant out into the garden. If using a coarse sand, the cuttings will need to be potted up sooner as they will run out of nutrients to grow.

By the Summer they should be ready to bud on your chosen variety.

## Taking semi-hardwood cuttings

Roses can be propagated from semi-hardwood cuttings once the first flush of flowers has finished (mid-October to early November) until late April.

1. Select cuttings that are approximately pencil thick and have between 2–6 buds.



2. Remove all but the top one or two sets of leaves as well as all the prickles.

3. Reduce the number and size of the leaflets on the remaining leaves. Cut the remaining leaflets back by a half. Leave approximately two to six leaflets per cutting. This helps reduce the water stress on the cutting.



4. Re-cut the base of the cutting just below the lowest bud and dip into the rooting hormone (purple gel with 3 g/L IBA).
5. Insert the cutting into the propagation mix or potting mix. Repeat until the pot is full.
6. Water the pot and place in a bright, warm, humid environment (natural or artificial).

3/4



## Taking semi-hardwood cuttings continued

Once new roots can be seen coming out the base of the pots, the cuttings can be potted up into premium quality potting mix. To help with the transplant stress, the cuttings can be watered in with liquid *Seamungus* or *Gogo Juice* and placed back into a humid environment to reduce transplant stress. After a few days, the cuttings can be slowly acclimatised into the normal environment by taking off the lid in stages or opening the bag partially.



## Challenges you may face along the way

Roses can be fickle creatures, and you will run into a range of challenges throughout your propagation journey. Some of these include:

- Rose cuttings will often look good above the propagation media but begin to die and turn black below. Once this occurs there is no hope for the cutting and it's time to throw it out. This can occur for a variety of reason including:
  - Rose cuttings often create new growth above the media before they have formed roots. When cuttings are kept in an environment that is slightly too warm, the buds burst before the roots form. This exhausts the stored resources leading to the cuttings demise.
  - On the other hand, heat stress occurs when the cuttings receive significantly more sunlight or the artificial heating than they can cope with. This increases transpiration (water loss through the leaves and stem tissue), causing the cells and eventually the cutting to die.
  - Over watering occurs when the propagation media becomes too wet for too long resulting in the suffocation of the cuttings.
  - The inherent ability of a variety to propagate under a certain set of conditions will also determine how many of the cuttings blacken off and die. Some varieties produce roots much quicker and easier than others. To overcome this, you should plant more cuttings than you need plants to ensure you have enough.
- Mould and mildew can occur in the humid propagation environment. Ensure dead material is regularly removed to reduce the risk of a significant outbreak.
- Young rose cuttings can suffer transplant stress when being potted up or when checking for root formation. As a result, some of the rooted cuttings may die after being transplanted so don't stress! Just keep at it.

---

# AUTUMN CULTURE NOTES

**By Dr Tate Hancox**

After a long, hot, dry Summer, hopefully you and your roses have survived without the water bill requiring a sacrifice of an arm and a leg. Unfortunately, long weather forecasters predict there will be many hot and dry days across Autumn, so keep your Summer watering program up if need be. Let's hope predicted cooler nights will eventuate as these provide respite and recovery time for your roses and you. Then it's time to venture back out into the garden.

## **Mulching**

There is still time to top up mulch to keep some Summer warmth in the soil and prevent water loss through evaporation. Ensure your garden has been thoroughly soaked beforehand and that mulch is not applied too thickly. This can prevent precious water soaking through to the roots of your roses.

## **Prep for showing**

For the seasoned exhibitors, continue to do what you do best! It's always an amazing sight to see your hard work at our Autumn Show.

For novice exhibitors, take advantage of the new show format, introduced at the Spring 2024 Show. Go out Thursday (24<sup>th</sup> April) or Friday morning (25<sup>th</sup> April) and pick the best of your flowers. It is OK to start small; try selecting one or two flowers to bring in for staging. There will be members to help you stage so don't stress. Remember, if you don't put anything up, you won't have a chance to improve!

## **Selecting new varieties**

It is a great time of year to select and order new varieties from our wonderful mail order rose nurseries. Get out and visit some of the public gardens around the State and see what is doing well in the garden. By the Autumn, plants in public gardens have experienced six months of pests, diseases and some form of water stress. This is the perfect time to assess which plants can cope with your climate without significant intervention. It also helps you decide if that rose you fell in love with during the Spring is worth planting.

## **Breeding**

If you have ever wanted to breed roses, now is a good time to start the journey. While you're out looking at gardens observing which roses are performing you had better take note of other characteristics. Have a look at the number of prickles, the habit of the bush, number of flowers and whether they set hips. These are important things to know about when you start experimenting. It is not too late to try some pollinations or let some of your deadheads develop into hips and collect the seed. If you do collect seed, pop them into the fridge to cold scarify (trick the seed into thinking it's been

# AUTUMN CULTURE NOTES Continued

through a winter). When the weather starts to warm up in the Spring you can plant them out.

## Propagation

If breeding is not something you're interested in maybe cutting propagation will tickle your fancy. Many roses can be grown successfully from cuttings and produce nice plants.

Semi-hardwood cuttings can be taken from the plants from October through to April. This material is collected from the previous flush of growth after the flower has finished. See my guidelines in *The Art of Propagating*, starting on page 19.

## Interplanting

Roses are often enhanced in both the garden and the vase when paired with other plants. Many growers enjoy planting annuals and perennials between their plants for the aesthetic benefit as well as the environmental benefit. As the diversity of plants within your garden increases so do the available habitats and food sources for beneficial invertebrates.

It's a great time to prepare the soil to plant a diverse range of annuals, perennials and bulbs. Add good quality compost as well as some *Seamungus* to your soil to give them the best chance at taking off. Ideally, this should be done a week before you intend to plant which gives you time to pop to the garden centre for some retail therapy.



Lilac and pink roses interplanted in blue garden flowers create a popular foil for each cultivar.



Shallow rooted plants like irises are best to interplant with roses.

**Want to learn more about how to look after roses in Autumn?**

**See the Autumn Culture Notes in the Member's Section of the  
Rose Society of South Australia's website.**

**[www.sarose.org.au](http://www.sarose.org.au)**

# Roses recommended by the Society revamped

*The list of roses recommended by The Rose Society of Australia has been refreshed. The changes reflect the shared experiences of rosarians, the introduction of new cultivars and the availability of roses from suppliers.*

*Roses recommended in South Australia have long been a feature of the Society's website. The list of revised cultivars will replace the existing list on the website. It will also be published in The Australian Rose Annual 2025.*

\* Indicates Fragrance

AB Australian Bred

## Hybrid Tea Roses



*Fire & Ice*

Photo: Celia Painter



*Summer of Love*

Photo: Celia Painter

\*Amazing Grace AB  
\*Baronne E De Rothschild  
\*Best Friend  
\*Claude Monet  
\*Duet  
Elina  
\*Firefighter  
Fire & Ice  
\*Francis Meilland  
\*Gemini  
\*Governor Macquarie AB  
\*Good Samaritan  
\*Heaven Scent

In Appreciation  
Ingrid Bergman  
\*Mother's Love  
\*Just Joey  
Kardinal  
\*Let's Celebrate AB  
\*Marilyn Monroe  
\*Moonstone  
\*Mister Lincoln  
\*Remember Me  
\*Peter Frankenfeld  
\*Pope John Paul II  
\*Princess Charlene de

Monaco  
\*Queen Elizabeth  
Red Intuition  
\*Shirley's Rose AB  
\*Spirit of Peace  
Summer of Love  
\*Sunny Sky  
\*The Children's Rose  
The Governor's Wife AB  
Tineke  
Toni AB  
Unconventional Lady  
Veteran's Honour

*Continued next page*



# Roses recommended by the Society revamped

*Continued from previous page*

## Floribunda Roses



*Our Amanda*

Photo: Richard Walsh



*Miss Jane*

Photo: Richard Walsh



*Amber's Gift*

Photo: Celia Painter

\*Amber's Gift AB  
\*Apricot Nectar  
\*Australian Beauty AB  
Brass Band  
Coconut Ice  
\*Eyes for You  
Fabulous

\*Fire Star  
Gold Bunny  
Iceberg (and sports)  
\*Lacy Parasol AB  
Merrymaker  
\*Miss Jane AB  
\*Our Amanda AB

Seduction  
Simply Magic  
\*Soul Sister  
\*The Golden Child  
Tuscan Sun

## Climbing Roses

Altissimo  
Dublin Bay  
\*Florentina  
Gold Bunny clb

\*Graham Thomas  
\*Guy Savoy  
Jeanne Lajoie  
\*Nahema

Pinkie clb  
Pierre de Ronsard  
\*Renae  
\*The High Life

## Modern Shrub and Other Shrub and Shrub-like Roses



*Versigny*

Photo: Melanie Trimper

\*Abraham Darby  
Bonica  
\*Bright as a Button  
\*Buff Beauty  
Carabella AB  
\*Chippendale  
\*Claire Rose  
\*Dusky Moon AB  
Elysium Fields  
Edgar Degas  
Eye Shadow  
\*Henri Matisse  
\*Jude the Obscure

Lion's Rose  
Love's Gift AB  
\*Molineux  
\*Olivia Rose Austin  
Paris 2000  
\*Passionate Gardener AB  
\*Penelope  
\*Princess Alexandra of Kent  
\*Roald Dahl  
\*Sally Holmes  
\*Scabrosa  
\*Versigny

# Roses recommended by the Society revamped

## Old Garden, Species and Heritage Roses



*Gruss an Aachen*  
Photo: Celia Painter

Ballerina  
\*Cecile Brunner  
\*Comte de Chombord  
\*Crepesule  
\*Duchesse de Brabant  
\*Gruss an Aachen

\*Lamarque  
\*Lady Hillingdon  
\*La Reine Victoria  
Monsieur Tillier  
R. chinensis Mutabilis  
\*Mme Isaac Pereire



*Crepesule*  
Photo: Celia Painter


Perle d'Or  
\*Rosarie de l'Hay  
The Fairy  
\*Zephirine Drouhin

## Miniature and Mini-flora Roses

Cricket  
Delicious AB  
\*Figurine  
Golden Gardens  
Green Ice  
Irresistible  
Black Tie AB (Mf)

Bordure Nacree  
Jean Kenneally  
Loving Touch  
Magic Carousel  
Magic Show  
Minnie Pearl  
Party Girl

Pirouette  
\*Red Gem AB (Mf)  
Rise 'n' Shine  
Pepita  
\*Sweet Chariot  
Joyce Abounding AB (Mf)



*Jean Kenneally*  
Photo: Celia Painter



*Black Tie*  
Photo: Richard Walsh

# Roses will continue to bloom into Auchendarroch

*By Celia Painter*



In the stillness of dawn at Auchendarroch House, one could swear to hearing earthworms turning in rich garden beds. It's a clear October morning in 2024. There's dew glistening atop grand trees, the nodding heads of Pierre de Ronsard are stretching into a new day, and shafts of morning

sunlight are spotlighting rose bushes pregnant with blooms. Only an image of Snow White with a Blue Bird flitting around her shoulders could add to the picture!

Such is the shameless romance that can be conjured by the gardens of Auchendarroch House, today the entertainment centrepiece of Mt Barker and a home-away-from home for the Rose Society of South Australia at Christmas.

I take photographs for pleasure in the gardens at Auchendarroch House each year and the Spring roses last year were breathtaking. My visit was just days before judges examined gardens across Mt Barker, Littlehampton, Nairne, Hahndorf, Echunga, Meadows, Prospect Hill, Macclesfield, Wistow, Callington, Flaxley, Brukunga, Blackiston, Harrogate, Dawsley and Kanmantoo to find the very best gardens in the district. It was no surprise to me to learn that Auchendarroch House subsequently won the coveted Champion Business Presentation Award, for the seventh consecutive year, in the 2024 Mount Barker District Show—Spring Garden Competition. It was also Runner Up for the Grand Champion Award, the Avis Marston Perpetual Memorial Trophy.

The award success was possibly overshadowed by the unveiling of plans for a develop-



*Camille Pissaro*



*Thank You Rose*



*Monsieur Tillier*



## House's future

ment on-site incorporating an immersive and sensory entertainment centre, a function centre for 300 guests, a performing arts stage, function facilities and a 100-room four-star hotel.

The development provides facilities much needed by Mt Barker's rapidly expanding population. But what of Auchendarroch House's

beautiful gardens and roses? Some in the carparking area will go to make way for the hotel, says Wallis Cinemas Managing Director and Society member, Michelle Wallis, but the others will stay, evolve and be celebrated in ways within the development that are yet to be revealed. Perhaps some are also yet to be imagined as Michelle is regarded as a woman of vision. Auchendarroch House's gardeners, who work with her closely, say "clear vision", for emphasis, adding that Michelle is steadfast in her commitment to the gardens and how she sees their story unfolding.

That has so far seen the planting of various beds, among them rose beds. There is one featuring Delbard Painter roses, another, a Giving Bed, planted with roses released to benefit charities, a Heritage Bed planted with older roses of personal/family significance, and others ready to explore and relax in.

Despite her busy schedule, Michelle says she knows every tree and plant; in fact, every detail of the gardens, down to the rocks. She says she sees the evolution of Auchendarroch House (circa 1860) and its gardens, the centrepiece of a once 42 acre property first purchased by Robert Barr Smith, as a tribute to her family and their business enterprises in South Australia. They can also be seen as the family's legacy.

The business has thrived yet endured much since her grandfather, the late Hughie Mackenzie Wallis, established Wallis Cinemas in the 1940s. Michelle's father, the late Bob Wallis, saw the potential of Auchendarroch House in 2003 and, revering the role it had played in the local community, wanted it restored, developed and thrive as a focal point for the community.

That achieved, Michelle and her daughter, Deanna, are not letting the grass grow under the feet of the Wallis story. As the new expansion evolves, Michelle has more surprises in store us us, so WATCH THIS SPACE!



*Red Pierre*



*Pierre de Ronsard*



# Photography

## Members share their rose photography tips



### *Photographer Celia Painter*

*I first took photographs as a young journalist: shooting and developing black and white photographs for several years. Colour photography came later, taking shots to accompany travel features published in newspapers and magazines. I did this out of necessity as interviewing and writing were my “first love”. Today, I take photographs for the love of the rose and enjoyment of the craft. I use my mid-range Samsung phone for most pictures I take for the Bulletin and an Olympus Mirrorless Camera for creative fun.*

## **Don’t under-rate your mobile “phone”**

Most members of Society have two valuable assets at their fingertips—access to magnificent roses and a Smartphone. The latter puts cutting-edge digital photographic technology in your hands. It’s one reason why the Rose Society of America promoted its 2024 photography competition by using the image of a hand holding a Smartphone.

Put crudely, your Smartphone is a mirrorless camera. Most incorporate sophisticated features like stabilising technologies, the ability to automatically adjust to available light and automatic focussing. The heavy lifting is done for you. Basic editing capabilities are also embedded. These features plus the compact size, light weight and mobility of a Smartphone are more than enough to meet the needs of most rosarians. Time and again, photographs taken with Smartphones are successful in competitions.

So how does a Smartphone camera differ to cameras marketed as Mirrorless? Mirrorless cameras share distinctive features: camera lenses are interchangeable; very high resolution shots can be taken (ie more pixels, therefore more detail); photographs can be taken in different formats eg Raw Data or jpeg files; and the list goes on. These put control in the hands of the photographer rather than the device.

## **Apply the basics and you can’t go wrong**

I urge you not to let the differences stop you but do go back to the basics to use your mobile phone most effectively. I remind myself of them every time I have taken a poor shot with my phone camera. Treat it like you would a camera.

1. Clean your lens before you start. Use a cloth you typically use for your glasses. Give the lens/es a quick wipe, a few times. If your lens is smudged the images can have a soft-focus or filmy look and the colours of the photograph will look faded.



The portability of a phone camera lets you capture the unexpected easily.



The magnifying scale was used to create the image on the screen.

2. Keep your body and hands as still as possible when taking the photo. It seems to me that movement is the most common error one makes in using a mobile phone camera. Images can blur easily with movement. Remember that embedded stabilising features in your phone camera cannot create miracles.

3. Delete unwanted images from your camera. My phone-camera, about five-years-old, takes much higher resolution photographs after I have deleted unwanted photographs because it frees up space for data. This means my new photographs are of a much higher quality—more clearly defined—than they would be otherwise.

## For novices: using your mobile device to take photographs

It seems the displays of every phone-camera differ slightly but there are clear similarities between them. The following steps are based on my phone-camera. They are virtually the same across Smartphones and iPhones of the same era.

1. Touch the camera icon on the home screen of your phone with your fingertip. This opens the camera function of the device.
2. Consider whether one of the options on the bottom of the screen is suitable for your purpose. The options on my Samsung include video, portrait, photo and more (panorama, food, night, super slow-mo, slow motion, pro video and hyperlapse). Use your fingertip to select the option you want. I select Photo mostly for my needs.
3. Frame your photograph. It's easier to get it from the start rather than to edit the photograph later. To get exactly what you want you will probably need to use Step 4.
4. Immediately above OPTIONS is a simple scale saying .5, 1x 2. Tap that with your fingertip. Other options for magnification appear (up to 10 times larger) below it. Tap the level of magnification you want. Alternatively, swipe those numbers with your fingertip and a scale appears with a yellow vertical line in the centre. Get the image you want to capture and, with your fingertip, move the scale until you get the desired level of magnification. I use this feature extensively.
5. Tap the circle on the base of the screen to take the photo.
6. Hit back on your camera and tap the Gallery icon to see your photograph. It's here that you can edit your photograph by tapping the pencil icon at the bottom.

# Meetings & Events

## Chihuly in the Gardens & Kim Syrus

**Tuesday 8th April, 5.20pm and 7pm**

**Goodman Building, Adelaide Botanic Garden**

Sweltering heat at our February meeting meant that our planned official tour of Chihuly was cancelled but we have rescheduled it prior to Kim's talk about his Churchill Fellowship tour, studying the rose growing industry internationally. For the tour, we meet at the Goodman Building at 5.20pm. Book with me by phoning 0437 505 010 or emailing [penelopeannes@bigpond.com](mailto:penelopeannes@bigpond.com)

## Autumn Rose Show and People's Choice

**ANZAC Weekend (April): See page 10**

## Knight's Roses

### Winter Open Day and Pruning Demonstrations

**Saturday 14th June, 10am to 2pm**

**Pruning Demonstrations 11am and 1pm**

**Knight's Roses, 44 Jack Cooper Drive, Evanston**

Please join us and fly the Society's flag. We will have a stand and provide advice, plus offer a rose pruning demonstration. There will be a sausage sizzle and fabulous bare rooted roses to tempt you. It's always lots of fun.

## City Pruning Demonstrations

**Sunday 29th June, 12.30 to 3pm**

**International Rose Garden, Adelaide Botanic Garden**

Merv and Wendy Trimper, Deb Curtis and Tate Hancox will share their expertise with Society members and the public. Members of the public always seem to enjoy chatting with Society members, so please come along and lend a hand.

## AGM & A Tournament of Roses

**Tuesday 29th July, 7pm**

**Goodman Building, Adelaide Botanic Garden**

*I Hope to see you there!*

*Penelope Schulz  
Speaker's Programmer*





Great selection of potted  
and bare root roses  
available online

10% Discount  
to Rose Society  
members using  
promo code  
100%ROSES!




[wagnersrosenursery.com.au](http://wagnersrosenursery.com.au) - ph 08 87393321



# Volunteers in the International Rose Garden

*With Deb Curtis*



It's all hands on deck (please) at the International Rose Garden over the next few weeks with the Society's Autumn Rose Show and the National Rose Trial Garden of Australia's People's Choice Awards fast approaching. It would be nice to see the IRG at its glorious best for these ANZAC weekend events.

While our IRG volunteers do not deadhead etc in the trial gardens members of the public who attend People's Choice typically wander through and enjoy the broader IRG. We have lots of deadheading and cleaning up to do to showcase the roses. The "long dry" of Summer and devastation caused by a worrying increase in rabbits have meant there is much to do.

It would be great if you could help this year. We work on Friday mornings and all you need to bring are sharp secateurs and wear enclosed shoes, suitable clothing and a hat. Water and a sunscreen are advisable. You should contact me beforehand (see below).

Friendships are a hallmark of our Friday morning group. Sadly, we recently farewelled one of our stalwarts, Arisa Matsuura (pictured), who has had to return to live in Japan as her husband has been relocated there for his work. Irene Klose, wife of long-time volunteer Graham and a crafty woman, made Arisa a beautiful all-Aussie farewell card on behalf of the group. On a brighter note, Arisa remains a member of the Society and is looking forward to seeing us at the 20<sup>th</sup> World Rose Convention in Fukuyama, Japan, in May.

Finally, don't forget to come to the garden on June 29<sup>th</sup> from 12.30 to 3pm for our annual pruning demonstration. I hope to see you there.

*Deb Curtis*

Supervisor of the Volunteers in IRG on behalf of the RSSA

[curtisnd@internode.on.net](mailto:curtisnd@internode.on.net)

0408 474 977



---

## Chaffey Rose Club

*Text by Dale Kerin. Photos by Dale Kerin and Shann Hausler*

Our first outing for 2025 was to Berri to visit the garden of Charlene and Bill Santos—*Santospirito*. It is a large rambling garden with picturesque river views, established trees, roses, natives, a cottage garden, vegie patch, large lawns and garden art displayed throughout the garden.

We enjoyed a lovely morning tea and chat on the veranda enjoying the view. Fleur Carthew talked about the heritage rose blooms she had brought along which were looking amazing, especially as we have had a very hot dry Summer. Then it was off to do some retail therapy with a visit to *Earthworks Plants Plus Nursery* before heading to the *Berri Golf Club Bistro* for lunch. It was lovely to have our Society Council Liaison representative, Penelope Schulz, join us for the day, all sharing a special time and friendships together as well as our love of roses and all things gardens. It was a truly enjoyable day.



Fleur Carthew, Penelope Schulz, Dale Kerin, Jill Knight and Elly Johnson were among those who enjoyed morning tea at *Santospirito*, the garden of Charlene and Bill Santos.

At the time of writing we are looking forward to our overnight trip, in March, to visit



Adelaide Botanic Garden and the Chihuly in the Garden installations. The afternoon and night-time visit will be followed on Sunday with High Tea at the Cedars at Hahndorf.

Coming Events to watch out for include Chaffey Rose Club's Annual General Meeting on Sunday 6<sup>th</sup> April at Olivewood Historical Homestead. We'll have our meeting, lunch and a visit to a Paringa Garden. In May we will be visiting Nangana Flower Farm & Florist at Taylorville, near Waikerie, followed by lunch at Overland Corner Hotel. In June we will be having one of our popular Soup Day lunches in a local garden.

LEFT: Shann Hausler and Jill Knight wander in the garden at *Santospirito*.

---

## South East

*Text and photos by Ione Saint*

It was the New Year and we had another delightful meeting. The South East Branch held its February meeting at *Balnaves of Coonawarra* winery. It was extremely relaxing walking among the winery's colourful roses with a nice glass of wine in-hand.

The winery has its own dedicated rose garden for patrons and staff to enjoy. It has 162 individual cultivars of roses, many of which were purchased from Wagner's Rose Nursery. With the advice of Kelvin Trimper, the Balnaves family planted a bright red floribunda rose, ***La Sevillana***, as a 5.5km hedge along the winery's boundary by the Riddoch Highway. Doug Balnaves's Great Great Grandfather, William Wilson, was one of the earliest notable rose growers in the district (1818–1888), and this hedge and the rose garden seem to be a fitting tribute to his memory.



Sweeping lawns and rose beds are a bonus when visiting Balnaves.

When Doug Balnaves welcomed us to his family winery, he did comment that he would like to break one myth. Roses planted at the end of a row of wines are not intended to indicate to the grower whether or not the vines have a fungal infection. If the roses show black spot, Doug said it would be too late to treat and manage the vines.

Our November Combined Branches Meeting and 30<sup>th</sup> Anniversary went well and all the gardens visited looked amazing and were a credit to their owners. The hall for our dinner looked stunning. Jill Eckermann and her helpers did an incredible job and were so talented. Wagner's Rose Nursery supplied all the flowers for the decorations and potted roses everywhere for a sensual feast of colour and fragrance.



South East President Marjorie Todd, Sue Zwar and Doug Balnaves.

Sue Zwar once again gave us a talk and an insight into her travels and vast knowledge on the rose. Sue is definitely the South East's Branch living treasure. She spoke on her numerous visits to New Zealand attending the Heritage Roses international and national conferences and some of the gardens visited as part of the tours.

It was Ralph Zwar's lucky day, as he won a rose appropriately named ***The Gift***, which was kindly donated by Kelly Hillstone.

Our next meeting will be in Apsley, Vic. at the Border Inn Hotel on Sunday 25<sup>th</sup> May 11.30am (SA time).

Please order your meal on arrival directly from their normal menu.



---

# Roses on Eyre

*Text and photos by Karen Miels*

Roses on Eyre's Summer meeting was held at the Arno Bay Hotel with 16 members and a guest from Arno Bay attending. ROE's Rose Society Council Liaison representative, Maureen Humphries, and husband John, Vice President, joined us from Adelaide.

Lyn Miller and I gave a presentation of the trip to Penola for the Combined Branches meeting 30th Anniversary celebration of the South East branch. Many of the photos have been posted in a previous report on Roses On Eyre's facebook page. We recently introduced the page to enable existing members—many of whom live hundreds of kilometres apart—to connect with each other and share their love of roses. It is also hoped that our presence on social media will generate interest in roses among younger people.

After lunch we went off to view three gardens. We saw the extremes, from tropical settings to an arid succulent garden, and another garden, Belinda's Rose Garden, which is in rehabilitation after years of neglect.

The garden was planted by a local on public land and was maintained by a woman called Belinda. Rehabilitation, which has started recently, has seen the garden watered, dead roses removed and new roses planted.

Arno Bay is a typical seaside town with poor soils, needing a lot of organic matter and mulch. Given this environment, it was interesting to see such a diverse mix of gardens.

Our next meeting will be Roses on Eyre's Annual General Meeting on Sunday, 6<sup>th</sup> April 2025 at the Lipson Hall at Lipson, about 11km north of Tumby Bay.



Lyn and Ken Walsmeyer took out first place with *Friesia* and Lyn Miller second place with *Red Pierre* in the Floribunda Class of Roses on Eyre's Summer Show Bench competition.



Belinda's Rose Garden revived.



The arid garden visited.



# STOP PRESS: Success at Tanunda

Two Society members, Sharyn Perrin and Penelope Schulz (pictured), starred in the Rose Section of Cut Flowers at the 2025 Tanunda Show. Both took out firsts and other positions in a number of classes.

Penelope won the Rose Society sponsored prize for the Champion Rose. This win was attached to a beautiful decorative exhibit of *The RSL Rose*, a bloom Penelope favours when it is in bud or a decorative stage, as opposed to being in full bloom.

The judges were Wendy and Merv Trimper.



## Want to advertise in the Bulletin?

The Bulletin offers a limited amount of advertising space to members of the Rose Society of South Australia and businesses where activities align with the Society and its members. These activities may include rose growing, gardening, leisure activities and some related services. The offerings cannot be at odds with the Society’s business interests. Enquiries and booking requests can be sent to *Bulletin* Editor, Celia Painter [bulletinrssa@gmail.com](mailto:bulletinrssa@gmail.com) or phone 0407 547 337.

## Submitting photographs and editorial

About 400 words fills a page but remember to submit less, about 320 words, to allow for a heading and a photograph. If in doubt, contact the Editor. Photographs need to be jpegs of 1MB to 10MB in size. The earlier you make your bookings and provide your materials makes production so much easier.

## Bulletin deadlines for 2025

EDITION	RESERVE SPACE BY	PROVIDE MATERIAL BY
July, August, September	8th May	25th May
October, November, December	8th August	25th August



BACK COVER *Princesse Charlene de Monaco* by Celia Painter

Rain tolerant and fragrant, this Hybrid Tea, bred by Alain Meillard, blooms in flushes from Spring. The blooms come as singles and in clusters. A deep peach hue at the base of blooms radiates to soft pink, giving the blooms a delicacy that belies the bush’s robustness. The bush grows to approximately 100cms. *Princesse Charlene de Monaco* has been added to the revised list of roses recommended by the Society. Roses which are now recommended are on pages 25 to 27 in this edition.

# UNIQUE, BIOLOGICALLY ACTIVATED **SUPER COMPOST**



## Perfect for all plant types, all year round!

Packed with nutrients, biology and humates, CHOCKABLOK improves soil structure, aeration, and moisture retention while enriching the soil with essential nutrients.

CHOCKABLOK is free from green waste, supports healthy plant growth, boosts microbial activity, and encourages earthworms.



*Princesse Charlene de Monaco*

